

For any inquiries regarding the College's investments please contact:

Myriam Lopez, MBA
Comptroller
South Texas College
Business Office
3201 W. Pecan Ave.
McAllen, TX 78501

email: myriaml@southtexascollege.edu
Operating #2
Telephone No. (956) 872-4646
Fax No. (956) 872-4647

Investment Report
Fiscal Year 2020-2021
For the Three Months Ending November 30, 2020 - Unaudited

Investment Position of the Entity as of November 30, 2020

Investment Type / Investment Provider	Rating	Fund	Account No.	Maturity Date	Term	Interest Rate **	Beginning Market Value September 1, 2020	Principal Additions & (Deductions)	Interest Earned	Ending Market Value November 30, 2020
Certificate of Deposit										
BBVA		Endowment - A. De Los Santos	6788211277	08/31/21	12 months	0.2500%	\$ 15,393.23	\$ (292.39)	\$ 9.41	\$ 15,110.25
BBVA		Endowment - Futuro Brillante	6721402310	08/31/21	12 months	0.2500%	204,007.08	(3,889.79)	124.73	200,242.02
BBVA		Endowment - Glen & Rita Roney	6721403899	08/31/21	12 months	0.2500%	118,978.58	(2,264.43)	72.76	116,786.91
BBVA		Unrestricted - Operating #55	6771342823	03/02/21	21 months	2.6600%	5,178,178.52	-	34,415.77	5,212,594.29
BBVA		Unrestricted - Operating #56	6771342505	04/02/21	22 months	2.6500%	5,177,497.64	-	34,281.61	5,211,779.25
BBVA		Unrestricted - Operating #57	6771342211	05/03/21	23 months	2.6400%	5,176,816.81	-	34,147.47	5,210,964.28
BBVA		Unrestricted - Operating #59	6774353176	06/02/21	22 months	2.0900%	5,121,300.02	-	26,729.63	5,148,029.65
BBVA		Unrestricted - Operating #60	6774348075	07/02/21	23 months	2.0700%	3,071,877.59	-	15,880.40	3,087,757.99
BBVA		Unrestricted - Operating LT CD 5218	6788425218	04/15/22	19 months	0.2500%	-	4,000,000.00	2,246.99	4,002,246.99
BBVA		Unrestricted - Operating LT CD 7059	6788427059	05/16/22	20 months	0.2500%	-	4,000,000.00	2,246.99	4,002,246.99
BBVA		Unrestricted - Operating LT CD 7539	6788427539	06/15/22	21 months	0.2500%	-	4,000,000.00	2,246.99	4,002,246.99
BTH Bank		Unrestricted - Operating #52	8124945	09/02/20	18 months	2.7200%	3,123,741.26	(3,123,973.62)	232.36	-
BTH Bank		Construction - Operating #6	8124956	03/02/21	24 months	2.7600%	5,209,327.40	-	35,927.95	5,245,255.35
Prosperity Bank		Unrestricted - Operating #43	60050005908	09/01/20	24 months	2.9600%	5,300,402.08	(5,300,402.08)	-	-
Prosperity Bank		Unrestricted - Operating #54	60050008376	09/02/20	18 months	2.6800%	2,081,156.41	(2,081,308.53)	152.12	-
East West Bank		Unrestricted - Operating #44	172051044	10/01/20	24 months	3.0600%	10,585,732.24	(10,612,388.47)	26,656.23	-
East West Bank		Unrestricted - Operating #51	172536742	11/02/20	22 months	2.7250%	10,436,273.65	(10,484,690.87)	48,417.22	-
East West Bank		Unrestricted - Operating LT CD 3742	172983742	08/02/21	22 months	1.8000%	10,165,570.98	-	45,721.15	10,211,292.13
East West Bank		Unrestricted - Operating LT CD 5211	172795211	09/02/21	23 months	1.7900%	10,164,643.54	-	45,462.41	10,210,105.95
East West Bank		Unrestricted - Operating LT CD 2158	172982158	10/04/21	24 months	1.7800%	3,049,114.85	-	13,561.12	3,062,675.97
East West Bank		Unrestricted - Operating LT CD 1013	172681013	11/01/21	21 months	1.6400%	10,101,152.47	-	41,384.87	10,142,537.34
East West Bank		Unrestricted - Operating LT CD 9363	172879363	03/01/21	13 months	1.6900%	5,557,338.83	-	23,464.30	5,580,803.13
East West Bank		Construction - Operating LT CD 2683	172652683	10/04/21	24 months	1.7800%	3,049,114.85	-	13,561.12	3,062,675.97
East West Bank		Construction - Operating ST CD 9605	172839605	03/11/21	6 months	0.2700%	-	750,000.00	449.52	750,449.52
East West Bank		Unrestricted - Operating LT CD 1605	172571605	05/03/21	14 months	1.5300%	5,543,280.96	-	21,184.89	5,564,465.85
East West Bank		Unrestricted - Operating LT CD 7597	172007597	10/01/21	19 months	1.4800%	8,060,888.98	-	29,797.88	8,090,686.86
East West Bank		Unrestricted - Operating LT CD 8657	172518657	07/01/21	16 months	1.5300%	8,062,954.12	-	30,814.39	8,093,768.51
East West Bank		Unrestricted - Operating ST CD 6613	172066613	03/15/21	8 months	0.3900%	2,501,068.71	-	2,433.03	2,503,501.74
East West Bank		Unrestricted - Operating ST CD 4551	172404551	04/15/21	9 months	0.3900%	2,501,068.71	-	2,433.03	2,503,501.74
East West Bank		Unrestricted - Operating ST CD 8243	172258243	05/14/21	10 months	0.3900%	3,001,282.46	-	2,919.62	3,004,202.08
East West Bank		Interest & Sinking - ST CD 1438	172501438	01/29/21	5 months	0.2700%	-	3,000,000.00	1,798.08	3,001,798.08
East West Bank		Interest & Sinking - ST CD 2077	172542077	08/02/21	11 months	0.2800%	-	9,000,000.00	5,594.02	9,005,594.02
East West Bank		Construction - Operating ST CD 4340	172884340	04/20/21	6 months	0.2700%	-	4,000,000.00	1,242.93	4,001,242.93
Bank OZK		Unrestricted - Operating ST CD 1841	6901721841	04/01/21	10 months	0.6010%	5,009,047.27	-	7,496.86	5,016,544.13
Bank OZK		Unrestricted - Operating LT CD 1844	6901721844	06/01/21	12 months	0.6010%	5,009,047.27	-	7,496.86	5,016,544.13
Bank OZK		Unrestricted - Operating LT CD 1853	6901721853	03/01/22	21 months	0.6810%	8,016,407.22	-	13,598.49	8,030,005.71
Bank OZK		Unrestricted - Operating LT CD 7152	6901777152	06/15/22	21 months	0.3500%	-	5,000,000.00	3,773.57	5,003,773.57
Bank OZK		Unrestricted - Operating LT CD 7149	6901777149	05/18/22	20 months	0.3300%	-	5,000,000.00	3,662.55	5,003,662.55
Bank OZK		Unrestricted - Operating LT CD 7146	6901777146	04/19/22	19 months	0.3200%	-	5,000,000.00	3,551.53	5,003,551.53
Bank OZK		Construction - Operating LT CD 7044	6901777044	09/15/21	12 months	0.3000%	-	2,760,114.02	1,837.96	2,761,951.98

Investment Position of the Entity as of November 30, 2020

Investment Type / Investment Provider	Rating	Fund	Account No.	Maturity Date	Term	Interest Rate **	Beginning Market Value September 1, 2020	Principal Additions & (Deductions)	Interest Earned	Ending Market Value November 30, 2020	
Certificate of Deposit											
Bank OZK		Unrestricted - Operating	ST CD 7934	6901787934	07/15/22	21 months	0.2800%	-	3,000,000.00	943.62	3,000,943.62
Bank OZK		Unrestricted - Operating	LT CD 7943	6901787943	08/15/22	22 months	0.2800%	-	3,000,000.00	943.62	3,000,943.62
Bank OZK		Unrestricted - Operating	LT CD 7946	6901787946	09/15/22	23 months	0.2800%	-	4,000,000.00	1,258.15	4,001,258.15
Texas Regional Bank		Unrestricted - Operating	LT CD 1646	321646	06/15/22	21 months	0.5000%	-	1,000,000.00	1,109.59	1,001,109.59
Texas Regional Bank		Unrestricted - Operating	LT CD 1638	321638	05/16/22	20 months	0.4500%	-	1,000,000.00	998.63	1,000,998.63
Texas Regional Bank		Unrestricted - Operating	LT CD 1620	321620	04/15/22	19 months	0.4500%	-	1,000,000.00	998.63	1,000,998.63
Texas Regional Bank		Construction - Operating	LT CD 1612	321612	09/15/21	12 months	0.4000%	-	1,000,000.00	887.67	1,000,887.67
Texas Regional Bank		Interest & Sinking - ST CD	1604	321604	07/30/21	11 months	0.3800%	-	1,000,000.00	843.29	1,000,843.29
Allegiance Bank		Unrestricted - Operating	LT CD 6277	5000026277	10/14/22	24 months	0.3000%	-	2,000,000.00	673.97	2,000,673.97
Investment Pool											
TexPool*	AAA	Interest & Sinking		7942700002			0.1231%	632,455.06	-	212.22	632,667.28
TexPool*	AAA	Construction - Operating Transfer		7942700003			0.1231%	10,981,623.02	-	3,686.31	10,985,309.33
Money Market											
NexBank		Unrestricted - Operating	#3	1513688			0.4500%	30,237,422.08	-	33,940.77	30,271,362.85
Veritex Bank		Construction - Operating Transfer	#2	5501198393			0.1800%	10,549,606.11	-	4,908.49	10,554,514.60
NexBank		Interest & Sinking	#2	1514660			0.4500%	1,126,694.44	-	1,264.52	1,127,958.96
Total Investments at November 30, 2020							\$ 204,120,464.44	\$ 31,900,903.84	\$ 639,698.29	\$ 236,661,066.57	

The difference between the beginning and ending market value is a result of accrued and earned interest and transfers to or from checking bank accounts and investment accounts.

Interest Earned - September 1, 2020 through November 30, 2020

Investment Type / Investment Provider	Rating	Fund	Account No.	Beginning Date	Maturity Date	Interest Rate	Interest Earned (1)			Interest Earned For the Period of September 1, 2020 through November 30 2020
							September	October	November	
Certificate of Deposit										
BBVA		Endowment - A. De Los Santos	6788211277	09/01/20	08/31/21	0.2500%	\$ 3.11	\$ 3.20	\$ 3.10	\$ 9.41
BBVA		Endowment - Futuro Brillante	6721402310	09/01/20	08/31/21	0.2500%	41.11	42.49	41.13	124.73
BBVA		Endowment - Glen & Rita Roney	6721403899	09/01/20	08/31/21	0.2500%	23.98	24.79	23.99	72.76
BBVA		Unrestricted - Operating #55	6771342823	05/09/19	03/02/21	2.6600%	11,320.71	11,724.05	11,371.01	34,415.77
BBVA		Unrestricted - Operating #56	6771342505	05/09/19	04/02/21	2.6500%	11,276.68	11,678.34	11,326.59	34,281.61
BBVA		Unrestricted - Operating #57	6771342211	05/09/19	05/03/21	2.6400%	11,232.64	11,632.65	11,282.18	34,147.47
BBVA		Unrestricted - Operating #59	6774353176	07/11/19	06/02/21	2.0900%	8,796.60	9,105.74	8,827.29	26,729.63
BBVA		Unrestricted - Operating #60	6774348075	07/11/19	07/02/21	2.0700%	5,226.26	5,409.83	5,244.31	15,880.40
BBVA		Unrestricted - Operating LT CD 5218	6788425218	09/10/20	04/15/22	0.2500%	575.34	849.44	822.21	2,246.99
BBVA		Unrestricted - Operating LT CD 7059	6788427059	09/10/20	05/16/22	0.2500%	575.34	849.44	822.21	2,246.99
BBVA		Unrestricted - Operating LT CD 7539	6788427539	09/10/20	06/15/22	0.2500%	575.34	849.44	822.21	2,246.99
BTH Bank		Unrestricted - Operating #52	8124945	03/08/19	9/2/2020	2.7200%	232.36	-	-	232.36
BTH Bank		Construction - Operating #6	8124956	03/08/19	3/2/2021	2.7600%	11,817.11	12,239.15	11,871.69	35,927.95
Prosperity Bank		Unrestricted - Operating #43	60050005908	09/11/18	09/01/20	2.9600%	-	-	-	-
Prosperity Bank		Unrestricted - Operating #54	60050008376	03/08/19	09/02/20	2.6800%	152.12	-	-	152.12
East West Bank		Unrestricted - Operating #44	172051044	10/23/18	10/01/20	3.0600%	26,656.23	-	-	26,656.23
East West Bank		Unrestricted - Operating #51	172536742	02/07/19	11/02/20	2.7250%	23,399.71	24,234.82	782.69	48,417.22
East West Bank		Unrestricted - Operating LT CD 3742	172983742	10/04/19	08/02/21	1.8000%	15,050.24	15,575.33	15,095.58	45,721.15
East West Bank		Unrestricted - Operating LT CD 5211	172795211	10/04/19	09/02/21	1.7900%	14,965.20	15,487.18	15,010.03	45,462.41
East West Bank		Unrestricted - Operating LT CD 2158	172982158	10/04/19	10/04/21	1.7800%	4,464.06	4,619.71	4,477.35	13,561.12
East West Bank		Unrestricted - Operating LT CD 1013	172681013	01/21/20	11/01/21	1.6400%	13,624.67	14,098.13	13,662.07	41,384.87
East West Bank		Unrestricted - Operating LT CD 9363	172879363	01/21/20	03/01/21	1.6900%	7,724.56	7,993.33	7,746.41	23,464.30
East West Bank		Construction - Operating LT CD 2683	172652683	10/04/19	10/04/21	1.7800%	4,464.06	4,619.71	4,477.35	13,561.12
East West Bank		Construction - Operating ST CD 9605	172839605	09/11/20	03/11/21	0.2700%	110.97	172.03	166.52	449.52
East West Bank		Unrestricted - Operating LT CD 1605	172571605	02/27/20	05/03/21	1.5300%	6,975.10	7,216.83	6,992.96	21,184.89
East West Bank		Unrestricted - Operating LT CD 7597	172007597	02/27/20	10/01/21	1.4800%	9,811.33	10,150.92	9,835.63	29,797.88
East West Bank		Unrestricted - Operating LT CD 8657	172518657	02/27/20	07/01/21	1.5300%	10,145.61	10,497.20	10,171.58	30,814.39
East West Bank		Unrestricted - Operating ST CD 6613	172066613	07/23/20	03/15/21	0.3900%	801.84	828.83	802.36	2,433.03
East West Bank		Unrestricted - Operating ST CD 4551	172404551	07/23/20	04/15/21	0.3900%	801.84	828.83	802.36	2,433.03
East West Bank		Unrestricted - Operating ST CD 8243	172258243	07/23/20	05/14/21	0.3900%	962.20	994.59	962.83	2,919.62
East West Bank		Interest & Sinking - ST CD 1438	172501438	09/11/20	01/29/21	0.2700%	443.87	688.13	666.08	1,798.08
East West Bank		Interest & Sinking - ST CD 2077	172542077	09/11/20	08/02/21	0.2800%	1,380.92	2,140.84	2,072.26	5,594.02
East West Bank		Construction - Operating ST CD 4340	172884340	10/20/20	04/20/21	0.2700%	-	355.08	887.85	1,242.93
Bank OZK		Unrestricted - Operating ST CD 1841	6901721841	05/14/20	04/01/21	0.6010%	2,470.25	2,553.88	2,472.73	7,496.86
Bank OZK		Unrestricted - Operating LT CD 1844	6901721844	05/14/20	06/01/21	0.6010%	2,470.25	2,553.88	2,472.73	7,496.86
Bank OZK		Unrestricted - Operating LT CD 1853	6901721853	05/14/20	03/01/22	0.6810%	4,480.46	4,632.47	4,485.56	13,598.49
Bank OZK		Unrestricted - Operating LT CD 7152	6901777152	09/11/20	06/15/22	0.3500%	931.51	1,444.12	1,397.94	3,773.57
Bank OZK		Unrestricted - Operating LT CD 7149	6901777149	09/11/20	05/18/22	0.3300%	904.11	1,401.64	1,356.80	3,662.55
Bank OZK		Unrestricted - Operating LT CD 7146	6901777146	09/11/20	04/19/22	0.3200%	876.71	1,359.16	1,315.66	3,551.53
Bank OZK		Construction - Operating LT CD 7044	6901777044	09/11/20	09/15/21	0.3000%	453.72	703.38	680.86	1,837.96

Interest Earned - September 1, 2020 through November 30, 2020

Investment Type / Investment Provider	Rating	Fund	Account No.	Beginning Date	Maturity Date	Rate	Interest			Interest Earned For the Period of September 1, 2020 through November 30, 2020				
							September	October	November					
Certificate of Deposit														
Bank OZK		Unrestricted - Operating ST CD 7934	6901787934	10/21/20	07/15/22	0.2800%	-	253.15	690.47	943.62				
Bank OZK		Unrestricted - Operating LT CD 7943	6901787943	10/21/20	08/15/22	0.2800%	-	253.15	690.47	943.62				
Bank OZK		Unrestricted - Operating LT CD 7946	6901787946	10/21/20	09/15/22	0.2800%	-	337.53	920.62	1,258.15				
Texas Regional Bank		Unrestricted - Operating LT CD 1646	321646	09/11/20	06/15/22	0.5000%	273.97	424.66	410.96	1,109.59				
Texas Regional Bank		Unrestricted - Operating LT CD 1638	321638	09/11/20	05/16/22	0.4500%	246.58	382.19	369.86	998.63				
Texas Regional Bank		Unrestricted - Operating LT CD 1620	321620	09/11/20	04/15/22	0.4500%	246.58	382.19	369.86	998.63				
Texas Regional Bank		Construction - Operating LT CD 1612	321612	09/11/20	09/15/21	0.4000%	219.18	339.73	328.76	887.67				
Texas Regional Bank		Interest & Sinking - ST CD 1604	321604	09/11/20	07/30/21	0.3800%	208.22	322.74	312.33	843.29				
Allegiance Bank		Unrestricted - Operating LT CD 6277	5000026277	10/21/20	10/14/22	0.3000%	-	180.82	493.15	673.97				
Investment Pool														
TexPool (2)	AAAm	Interest & Sinking	7942700002			0.1231%	76.59	71.66	63.97	212.22				
TexPool (2)	AAAm	Construction - Operating Transfer	7942700003			0.1231%	1,330.06	1,244.87	1,111.38	3,686.31				
Money Market														
NexBank		Unrestricted - Operating #3	1513688			0.4500%	11,185.18	11,562.09	11,193.50	33,940.77				
Veritex Bank		Construction - Operating Transfer #2	5501198393			0.1800%	1,734.18	1,613.05	1,561.26	4,908.49				
NexBank		Interest & Sinking #2	1514660			0.4500%	416.71	430.78	417.03	1,264.52				
Total Interest Earned - September 1, 2020 through November 30, 2020							\$	232,155.37	\$	217,357.19	\$	190,185.73	\$	639,698.29

(1) Includes Accrued Interest (2) Average Monthly Rate for TexPool

BBVA - The depository funds are collateralized by the following:

Irrevocable Standby Letter of Credit Number: 153391 - Expires at 5:00 p.m. Eastern Time, on April 22, 2021 Federal Home Loan Bank of Atlanta at 1475 Peachtree Street N. E., Atlanta, Georgia 30309	\$ 100,000,000.00
FDIC - Checking Accounts	250,000.00
FDIC - Certificate of Deposits	250,000.00
Total Collateral as of November 30, 2020	\$ 100,500,000.00
Checking Accounts	\$ 47,717,050.36
Certificates of Deposit	36,210,005.61
Total BBVA Account Balances	\$ 83,927,055.97
100% Collateral Required	\$ 83,927,055.97

Bank OZK - The depository funds are collateralized by the following:

Irrevocable Standby Letter of Credit Number: 10004782 - Expires on April 5, 2021 Federal Home Loan Bank of Dallas at 8500 Freeport Parkway South, Suite 100, Irving, Texas 75063-2547	5,050,000.00
Irrevocable Standby Letter of Credit Number: 10004783 - Expires on June 3, 2021 Federal Home Loan Bank of Dallas at 8500 Freeport Parkway South, Suite 100, Irving, Texas 75063-2547	5,050,000.00
Irrevocable Standby Letter of Credit Number: 10004784 - Expires on March 3, 2022 Federal Home Loan Bank of Dallas at 8500 Freeport Parkway South, Suite 100, Irving, Texas 75063-2547	8,150,000.00
Irrevocable Standby Letter of Credit Number: 10006049 - Expires on September 17, 2021 Federal Home Loan Bank of Dallas at 8500 Freeport Parkway South, Suite 100, Irving, Texas 75063-2547	2,775,000.00
Irrevocable Standby Letter of Credit Number: 10006050 - Expires on April 19, 2022 Federal Home Loan Bank of Dallas at 8500 Freeport Parkway South, Suite 100, Irving, Texas 75063-2547	5,030,000.00
Irrevocable Standby Letter of Credit Number: 10006051 - Expires on May 18, 2022 Federal Home Loan Bank of Dallas at 8500 Freeport Parkway South, Suite 100, Irving, Texas 75063-2547	5,035,000.00
Irrevocable Standby Letter of Credit Number: 10006052 - Expires on June 17, 2022 Federal Home Loan Bank of Dallas at 8500 Freeport Parkway South, Suite 100, Irving, Texas 75063-2547	5,040,000.00
Irrevocable Standby Letter of Credit Number: 10006342 - Expires on July 18, 2022 Federal Home Loan Bank of Dallas at 8500 Freeport Parkway South, Suite 100, Irving, Texas 75063-2547	3,010,000.00
Irrevocable Standby Letter of Credit Number: 10006343 - Expires on August 17, 2022 Federal Home Loan Bank of Dallas at 8500 Freeport Parkway South, Suite 100, Irving, Texas 75063-2547	3,010,000.00
Irrevocable Standby Letter of Credit Number: 10006344 - Expires on September 19, 2022 Federal Home Loan Bank of Dallas at 8500 Freeport Parkway South, Suite 100, Irving, Texas 75063-2547	4,015,000.00
FDIC - Certificate of Deposits	\$ 46,165,000.00
Total Collateral as of November 30, 2020	\$ 46,415,000.00
Total Bank OZK Account Balances	\$ 45,839,178.99
100% Collateral Required	\$ 45,839,178.99

East West Bank - The depository funds are collateralized by the following:

Irrevocable Letter of Credit Number: 2018-712 - Amendment 13. Expires on November 5, 2021 Federal Home Loan Bank of San Francisco at 600 California Street, Suite 300, San Francisco, CA 94108	89,288,000.00
FDIC - Certificate of Deposits	\$ 89,288,000.00
Total Collateral as of November 30, 2020	\$ 89,538,000.00
Total East West Bank Account Balances	\$ 88,789,301.82
100% Collateral Required	\$ 88,789,301.82

Texas Regional Bank - The depository funds are collateralized by the following:

Custodial Letter of Credit Number: 20000780-6. Expires on June 10, 2021 Federal Home Loan Bank of Dallas at 8500 Freeport Parkway South, Suite 600, Irving, Texas 75063-2547	5,000,000.00
FDIC - Certificate of Deposits	\$ 5,000,000.00
Total Collateral as of November 30, 2020	\$ 5,250,000.00
Texas Regional Bank Account Balances	\$ 5,004,837.81
100% Collateral Required	\$ 5,004,837.81

Allegiance Bank - The depository funds are collateralized by the following:

Irrevocable Standby Letter of Credit Number: 10006290 - Expires on October 21, 2022 Federal Home Loan Bank of Dallas at 8500 Freeport Parkway South, Suite 100, Irving, Texas 75063-2547	1,800,000.00
	<u>\$ 1,800,000.00</u>
FDIC - Certificate of Deposits	250,000.00
Total Collateral as of November 30, 2020	<u>\$ 2,050,000.00</u>
Allegiance Bank Account Balances	<u>\$ 2,000,673.97</u>
100% Collateral Required	<u>\$ 2,000,673.97</u>

Veritex Bank - The depository funds are collateralized by the following:

Irrevocable Standby Letter of Credit Number: 4854000131 - Amendment 2. Expires on March 15, 2021 Federal Home Loan Bank of Dallas at 8500 Freeport Parkway South, Suite 100, Irving, Texas 75063-2547	4,183,782.00
Irrevocable Standby Letter of Credit Number: 4854000131 - Amendment 2. Expires on March 15, 2021 Federal Home Loan Bank of Dallas at 8500 Freeport Parkway South, Suite 100, Irving, Texas 75063-2547	3,835,000.00
Irrevocable Standby Letter of Credit Number: 1463001173 - Amendment 3. Expires on May 4, 2021 Federal Home Loan Bank of Dallas at 8500 Freeport Parkway South, Suite 100, Irving, Texas 75063-2547	2,400,000.00
	<u>\$ 10,418,782.00</u>
FDIC - Money Market	250,000.00
Total Collateral as of November 30, 2020	<u>\$ 10,668,782.00</u>
Total Veritex Bank Account Balances	<u>\$ 10,554,514.60</u>
100% Collateral Required	<u>\$ 10,554,514.60</u>

NexBank - The depository funds are 100% FDIC Insured, through a spread program:

FDIC - Money Market Insured Cash Sweep	31,399,321.81
FDIC Insured as of November 30, 2020	<u>\$ 31,399,321.81</u>
Total NexBank Account Balances	<u>\$ 31,399,321.81</u>
FDIC Insurance Required	<u>\$ 31,399,321.81</u>

BTH Bank - The depository funds are collateralized by the following:

Security Type	Cusip No.	Maturity Date	Coupon Rate	Face	Par	Book Value November 30, 2020	Market Value November 30, 2020
Silverton ISD-Bldg TX 28	828505DD6	2/15/2028	4.000%	375,000.00	375,000.00	419,362.29	433,706.25
Orange Cnty TX TX 28	684643HS1	3/1/2028	2.250%	435,000.00	435,000.00	445,853.08	466,341.75
Copperas Cove TX 28	217597WJ8	8/15/2028	2.250%	270,000.00	270,000.00	272,385.57	274,644.00
Ingleside ISD TX 28	457056JG5	8/15/2028	4.000%	430,000.00	430,000.00	478,651.75	497,639.00
Portland Util-Ref TX 28	736846FW1	9/1/2028	4.000%	300,000.00	300,000.00	306,020.85	307,413.00
Longview ISD-Ref TX 30	543264WR2	2/15/2030	4.000%	1,000,000.00	1,000,000.00	1,076,979.14	1,167,410.00
Lufkin ISD-Ref TX 31	549815ML9	8/15/2031	3.000%	680,000.00	680,000.00	696,748.98	741,601.20
Muenster ISD-B-Ref TX 31	624777GH5	8/15/2031	4.000%	540,000.00	540,000.00	575,398.45	618,931.80
Argyle ISD-B-Bldg TX 34	040319B95	8/15/2034	4.000%	1,000,000.00	1,000,000.00	1,079,019.72	1,183,260.00
Spring ISD-Ref TX 34	8500004V9	8/15/2034	4.000%	1,000,000.00	1,000,000.00	1,065,556.78	1,167,200.00
Boerne ISD-Bldg TX 35	097067LU4	2/1/2035	4.000%	1,000,000.00	1,000,000.00	1,066,332.68	1,171,360.00
Alvin ISD-Ref TX 35	022447E69	2/15/2035	4.000%	1,000,000.00	1,000,000.00	1,047,824.95	1,160,710.00
				<u>\$ 8,030,000.00</u>	<u>\$ 8,030,000.00</u>	<u>\$ 8,530,134.24</u>	<u>\$ 9,190,217.00</u>
FDIC - Certificate of Deposits						250,000.00	250,000.00
Total Collateral as of November 30, 2020						<u>\$ 8,780,134.24</u>	<u>\$ 9,440,217.00</u>
Total BTH Bank Account Balances						<u>\$ 5,245,255.35</u>	<u>\$ 5,245,255.35</u>
102% Collateral Required						<u>\$ 5,350,160.46</u>	<u>\$ 5,350,160.46</u>

Grand Total - Checking and Investment Account Balance

Checking Accounts	
BBVA Checking	\$ 47,717,050.36
Investment Accounts	
BBVA	36,210,005.61
Bank OZK	45,839,178.99
East West Bank	88,789,301.82
Texas Regional Bank	5,004,837.81
Allegiance Bank	2,000,673.97
Veritex Bank	10,554,514.60
NexBank	31,399,321.81
BTH Bank	5,245,255.35
TexPool	11,617,976.61
Total Investments	236,661,066.57
Total Portfolio	\$ 284,378,116.94
less TexPool	(11,617,976.61)
Total Account Balance to be Collateralized	\$ 272,760,140.33


Grand Total - Checking and Investment Account Collateral

102% (100% LOC) Collateral Required	
BBVA	83,927,055.97
Bank OZK	45,839,178.99
East West Bank	88,789,301.82
Texas Regional Bank	5,004,837.81
Allegiance Bank	2,000,673.97
Veritex Bank	10,554,514.60
NexBank (100% FDIC Insured)	31,399,321.81
BTH Bank	5,350,160.46
Total Collateral Required	\$ 272,865,045.43
Collateral	
BBVA	100,500,000.00
Bank OZK	46,415,000.00
East West Bank	89,538,000.00
Texas Regional Bank	5,250,000.00
Allegiance Bank	2,050,000.00
Veritex Bank	10,668,782.00
NexBank (100% FDIC Insured)	31,399,321.81
BTH Bank	9,440,217.00
Total Collateral	\$ 295,261,320.81


The College's investments are in compliance with:

- (A) the investment strategy expressed in the College investment policy; and
- (B) relevant provisions of Chapter 2256 of the Public Funds Investment Act.


The primary objective of all investments activity is the preservation of capital and the safety of principal in the overall portfolio in accordance with STC's Board approved Investment Policy. The depository bank paid the College the highest rate of interest possible at the time of investment and in accordance with the depository bank contract.



 Maria G. Elizondo, Vice President for Finance and Administrative Services



 Myriam Lopez, Comptroller



 Paul R. Rodriguez, Board of Trustees, Designated Investment Officer

December 15, 2020

Date

December 15, 2020

Date

December 15, 2020

Date

South Texas College
Checking Accounts
For the Quarter Ending November 30, 2020

Type of Deposit at	BBVA	Fund	Checking	Interest	Beginning Market Value	For The Quarter Ended November 30, 2020					Ending Market Value *	
						No.	Rate	September 1, 2020	Cash Receipts	Cash Disbursements		Transfers In / (Out)
Public Funds Interest Checking	Operating		51015560	0.4000%	\$ 30,609,765.09	\$ 82,693,415.43	\$ (92,249,068.96)	\$(10,390,789.82)	(1)	\$ 17,310.16	\$ 7,312.51	\$ 21,078,734.23
Public Funds Interest Checking	Operating Reserve**		6734303834	0.0000%	20,000,000.00	\$ -	-	-	-	-	-	20,000,000.00
Public Funds Interest Checking	Payroll		51025558	0.4000%	127,772.47	16,984,159.65	(16,976,752.80)	-	-	279.71	385.92	135,844.95
Public Funds Interest Checking	Student		41376536	0.4000%	2,233,653.45	8,221,916.38	(10,106,902.02)	-	-	990.14	151.52	349,809.47
Public Funds Interest Checking	Federal Draw Down		51015544	0.4000%	10,778,078.00	11,580,713.01	(22,359,171.35)	-	-	380.34	145.50	145.50
Public Funds Interest Checking	Interest & Sinking - Bond 96, 02, 03, 04, 07, 10, 13, 14 & 15		51029782	0.4000%	13,093,103.31	1,233,895.89	(13,000,000.00)	(13,000,000.00)	(2)	1,606.30	266.62	1,328,872.12
Public Funds Interest Checking	Construction - E&G Transfer		51067625	0.4000%	11,693,548.69	2,130,918.83	(9,008,440.41)	(8,510,114.02)	(3)	6,013.92	1,603.06	4,823,644.09
Treasury Management Analysis Checking (Zero Balance Account)	Special		2530032925	0.0000%	-	973,887.79	(973,887.79)	-	-	-	-	-
Total Checking Accounts at November 30, 2020				0.3000%	\$ 88,535,921.01	\$ 123,818,906.98	\$ (164,674,223.33)	\$(31,900,903.84)		\$ 26,580.57	\$ 9,865.13	\$ 47,717,050.36

* Ending Market Value reflect the BBVA available balance as of November 30, 2020 including accrued interest.

**Non-Interest Bearing Account to serve as the minimum monthly average balance in order for BBVA to waive bank fees.

- (1) Transfers were made as follows:
a) Certificates of Deposit to Checking in September 2020
b) Checking to Certificates of Deposit in September 2020
c) Certificate of Deposit to Checking in October 2020
d) Checking to Certificates of Deposit in October 2020
e) Certificate of Deposit to Checking in November 2020
- (2) Transfers were made as follows:
a) Checking to Certificates of Deposit in September 2020
- (3) Transfers were made as follows:
a) Checking to Certificates of Deposit in September 2020
b) Checking to Certificate of Deposit in October 2020

South Texas College
Investment Reports
November 30, 2020

