

For any inquiries regarding the College's investments please contact:

Myriam Lopez, MBA
Comptroller
South Texas College
Business Office
3201 W. Pecan Ave.
McAllen, TX 78501

email: myriaml@southtexascollege.edu
Operating #2
Telephone No. (956) 872-4646
Fax No. (956) 872-4647

Investment Report
Fiscal Year 2018-2019
For the Three Months Ending November 30, 2018 - Unaudited

Investment Position of the Entity as of November 30, 2018

Investment Type / Investment Provider	Rating	Fund	Account No.	Maturity Date	Term	Interest Rate **	Beginning Market Value September 1, 2018	Principal Additions & (Deductions)	Interest Earned	Ending Market Value November 30, 2018
Certificate of Deposit										
BBVA Compass Bank		Endowment - A. De Los Santos	6721406103	08/31/19	12 months	2.7200%	\$ 15,237.66	\$ (139.03)	\$ 104.11	\$ 15,202.74
BBVA Compass Bank		Endowment - Futuro Brillante	6721402310	08/31/19	12 months	2.7200%	201,924.34	(1,824.34)	1,360.20	201,460.20
BBVA Compass Bank		Endowment - Glen & Rita Roney	6721403899	08/31/19	12 months	2.7200%	117,763.97	(1,063.97)	793.27	117,493.27
BBVA Compass Bank		Unrestricted - Operating #28	6749066812	03/01/19	21 months	1.4200%	5,092,420.84	-	18,049.87	5,110,470.71
BBVA Compass Bank		Unrestricted - Operating #29	6749066618	04/01/19	22 months	1.4300%	5,093,077.38	-	18,179.49	5,111,256.87
BBVA Compass Bank		Interest & Sinking - #2	6757952546	01/31/19	10 months	2.1500%	3,027,862.20	-	16,258.98	3,044,121.18
BBVA Compass Bank		Unrestricted - Operating #37	6757957483	03/01/19	11 months	2.2000%	5,047,521.64	-	27,735.60	5,075,257.24
BBVA Compass Bank		Construction - Operating #3	6744417315	05/01/19	12 months	2.3500%	1,511,628.28	-	8,873.83	1,520,502.11
Southside Bank		Unrestricted - Operating #26	236896	10/01/18	20 months	1.1500%	5,092,562.34	(5,097,370.25)	4,807.91	(0.00)
Southside Bank		Unrestricted - Operating #27	236897	11/01/18	21 months	1.2000%	5,096,619.59	(5,106,828.34)	10,208.75	0.00
Southside Bank		Unrestricted - Operating #33	238465	09/06/19	24 months	1.5000%	5,071,890.16	-	18,967.35	5,090,857.51
LegacyTexas Bank		Unrestricted - Operating #30	60050001758	05/01/19	24 months	1.4800%	5,096,348.94	-	18,827.82	5,115,176.76
LegacyTexas Bank		Unrestricted - Operating #31	60050001934	06/03/19	22 months	1.6300%	5,089,374.45	-	20,710.41	5,110,084.86
LegacyTexas Bank		Unrestricted - Operating #32	60050001935	07/01/19	23 months	1.6500%	5,090,480.18	-	20,969.43	5,111,449.61
LegacyTexas Bank		Unrestricted - Operating #33	60050002762	08/01/19	18 months	2.1200%	10,124,961.92	-	53,608.61	10,178,570.53
LegacyTexas Bank		Unrestricted - Operating #34	60050002763	10/01/19	20 months	2.1600%	10,127,332.54	-	54,634.67	10,181,967.21
LegacyTexas Bank		Unrestricted - Operating #35	60050002764	11/01/19	21 months	2.2100%	3,039,088.95	-	16,775.41	3,055,864.36
LegacyTexas Bank		Construction - Operating #1	60050003058	11/01/19	19 months	2.3800%	3,034,740.30	-	17,814.93	3,052,555.23
LegacyTexas Bank		Unrestricted - Operating #38	60050003131	09/03/19	17 months	2.4200%	5,052,266.29	-	30,543.20	5,082,809.49
LegacyTexas Bank		Unrestricted - Operating #39	60050003132	03/02/20	23 months	2.5500%	5,055,086.45	-	32,205.36	5,087,291.81
LegacyTexas Bank		Interest & Sinking - #1	60050003130	07/31/19	16 months	2.3800%	6,566,818.45	-	39,041.87	6,605,860.32
LegacyTexas Bank		Unrestricted - Operating #40	60050003921	04/01/20	23 months	2.6800%	5,044,200.49	-	33,778.58	5,077,979.07
LegacyTexas Bank		Unrestricted - Operating #41	60050003922	05/01/20	24 months	2.7000%	5,044,531.44	-	34,033.46	5,078,564.90
LegacyTexas Bank		Construction - Operating #3	60050005906	01/07/20	16 months	2.6700%	-	500,000.00	2,968.35	502,968.35
LegacyTexas Bank		Unrestricted - Operating #42	60050005907	08/03/20	23 months	2.9400%	-	5,000,000.00	32,691.71	5,032,691.71
LegacyTexas Bank		Unrestricted - Operating #43	60050005908	09/01/20	24 months	2.9400%	-	5,000,000.00	32,914.59	5,032,914.59
East West Bank		Unrestricted - Operating #44	172051044	10/01/20	24 months	3.0600%	-	10,000,000.00	32,748.02	10,032,748.02
East West Bank		Construction - Operating #4	172997860	01/07/20	14 months	2.910%	-	1,000,000.00	3,114.03	1,003,114.03
East West Bank		Construction - Operating #5	172742104	07/01/20	19 months	2.9900%	-	5,000,000.00	15,998.86	5,015,998.86
East West Bank		Unrestricted - Operating #45	172000199	06/03/19	7 months	2.7400%	-	5,000,000.00	9,016.00	5,009,016.00
East West Bank		Unrestricted - Operating #46	172014863	07/01/19	8 months	2.7800%	-	5,000,000.00	9,147.74	5,009,147.74
East West Bank		Unrestricted - Operating #47	172828878	05/01/19	6 months	2.6900%	-	5,000,000.00	8,851.33	5,008,851.33
East West Bank		Unrestricted - Operating #48	172410207	11/01/19	12 months	2.8700%	-	5,000,000.00	9,444.15	5,009,444.15
BTH Bank		Unrestricted - Operating #25	8091076	09/04/18	22 months	1.1000%	5,101,577.71	(5,102,038.54)	460.83	(0.00)
Investment Pool										
TexPool*	AAAm	Interest & Sinking	7942700002			2.2030%	611,491.30	-	3,229.09	614,720.39
TexPool*	AAAm	Construction - Operating Transfer	7942700003			2.2030%	11,353,383.56	-	59,953.81	11,413,337.37
Money Market										
NexBank		Unrestricted - Operating #3	1513688			2.4800%	49,015,069.27	(20,000,000.00)	263,314.68	29,278,383.95
Green Bank		Construction - Operating Transfer #2	5501198393			2.1300%	10,166,813.04	-	56,209.67	10,223,022.71
NexBank		Interest and Sinking	1514660			2.4800%	1,084,580.45	-	6,382.34	1,090,962.79
Total Investments at November 30, 2018							\$ 181,066,654.13	\$ 11,190,735.53	\$ 1,044,728.31	\$ 193,302,117.97

The difference between the beginning and ending market value is a result of accrued and earned interest and transfers to or from checking bank accounts and investment accounts.

Interest Earned - September 1, 2018 through November 30, 2018

Investment Type / Investment Provider	Rating	Fund	Account No.	Beginning Date	Maturity Date	Interest Rate	Interest Earned (1)			Interest Earned For the Period of September 1, 2018 through November 30, 2018
							September	October	November	
Certificate of Deposit										
BBVA Compass Bank		Endowment - A. De Los Santos	6721406103	09/01/18	08/31/19	2.7200%	\$ 33.76	\$ 36.40	\$ 33.95	\$ 104.11
BBVA Compass Bank		Endowment - Futuro Brillante	6721402310	09/01/18	08/31/19	2.7200%	447.44	463.37	449.39	1,360.20
BBVA Compass Bank		Endowment - Glen & Rita Roney	6721403899	09/01/18	08/31/19	2.7200%	260.96	270.24	262.07	793.27
BBVA Compass Bank		Unrestricted - Operating #28	6749066812	05/18/17	03/01/19	1.4200%	5,943.40	6,148.95	5,957.52	18,049.87
BBVA Compass Bank		Unrestricted - Operating #29	6749066618	05/18/17	04/01/19	1.4300%	5,986.03	6,193.11	6,000.35	18,179.49
BBVA Compass Bank		Interest & Sinking - #2	6757952546	03/28/18	01/31/19	2.1500%	5,350.34	5,539.04	5,369.60	16,258.98
BBVA Compass Bank		Unrestricted - Operating #37	6757957483	03/28/18	03/01/19	2.2000%	9,126.56	9,448.86	9,160.18	27,735.60
BBVA Compass Bank		Construction - Operating #2	6744417315	05/04/18	05/01/19	2.3500%	2,919.72	3,022.91	2,931.20	8,873.83
Southside Bank		Unrestricted - Operating #26	236896	01/26/17	10/01/18	1.1500%	4,807.91	-	-	4,807.91
Southside Bank		Unrestricted - Operating #27	236897	01/26/17	11/01/18	1.2000%	5,020.70	5,188.05	-	10,208.75
Southside Bank		Unrestricted - Operating #33	238465	09/18/17	9/6/2019	1.5000%	6,244.03	6,465.95	6,257.37	18,967.35
LegacyTexas Bank		Unrestricted - Operating #30	60050001758	05/18/17	05/01/19	1.4800%	6,199.25	6,413.98	6,214.59	18,827.82
LegacyTexas Bank		Unrestricted - Operating #31	60050001934	07/31/17	06/03/19	1.6300%	6,818.37	7,055.09	6,836.95	20,710.41
LegacyTexas Bank		Unrestricted - Operating #32	60050001935	07/31/17	07/01/19	1.6500%	6,903.52	7,143.32	6,922.59	20,969.43
LegacyTexas Bank		Unrestricted - Operating #33	60050002762	01/30/18	08/01/19	2.1200%	17,641.41	18,263.24	17,703.96	53,608.61
LegacyTexas Bank		Unrestricted - Operating #34	60050002763	01/30/18	10/01/19	2.1600%	17,978.45	18,612.81	18,043.41	54,634.67
LegacyTexas Bank		Unrestricted - Operating #35	60050002764	01/30/18	11/01/19	2.2100%	5,519.99	5,715.01	5,540.41	16,775.41
LegacyTexas Bank		Construction - Operating #1	60050003058	03/06/18	11/01/19	2.3800%	5,861.56	6,068.77	5,884.60	17,814.93
LegacyTexas Bank		Unrestricted - Operating #38	60050003131	03/28/18	09/03/19	2.4200%	10,048.57	10,405.39	10,089.24	30,543.20
LegacyTexas Bank		Unrestricted - Operating #39	60050003132	03/28/18	03/02/20	2.5500%	10,594.24	10,971.68	10,639.44	32,205.36
LegacyTexas Bank		Interest & Sinking - #1	60050003130	03/28/18	07/31/19	2.3800%	12,845.02	13,300.69	12,896.16	39,041.87
LegacyTexas Bank		Unrestricted - Operating #40	60050003921	05/04/18	04/01/20	2.6800%	11,110.98	11,506.80	11,160.80	33,778.58
LegacyTexas Bank		Unrestricted - Operating #41	60050003922	05/04/18	05/01/20	2.7000%	11,194.63	11,593.63	11,245.20	34,033.46
LegacyTexas Bank		Construction - Operating #3	60050005906	09/11/18	01/07/20	2.9600%	731.51	1,135.52	1,101.32	2,968.35
LegacyTexas Bank		Unrestricted - Operating #42	60050005907	09/11/18	08/03/20	2.9400%	8,054.79	12,505.37	12,131.55	32,691.71
LegacyTexas Bank		Unrestricted - Operating #43	60050005908	09/11/18	09/01/20	2.9600%	8,109.59	12,590.58	12,214.42	32,914.59
East West Bank		Unrestricted - Operating #44	172051044	10/23/18	10/01/20	3.0600%	-	7,547.73	25,200.29	32,748.02
East West Bank		Construction - Operating #4	172997860	10/23/18	01/07/20	2.910%	-	717.76	2,396.27	3,114.03
East West Bank		Construction - Operating #5	172742104	10/23/18	07/01/20	2.9900%	-	3,687.51	12,311.35	15,998.86
East West Bank		Unrestricted - Operating #45	172000199	11/02/18	06/03/19	2.7400%	-	-	9,016.00	9,016.00
East West Bank		Unrestricted - Operating #46	172014863	11/02/18	07/01/19	2.7800%	-	-	9,147.74	9,147.74
East West Bank		Unrestricted - Operating #47	172828878	11/02/18	05/01/19	2.6900%	-	-	8,851.33	8,851.33
East West Bank		Unrestricted - Operating #48	172410207	11/02/18	11/01/19	2.8700%	-	-	9,444.15	9,444.15
BTH Bank		Unrestricted - Operating #25	8091076	11/3/2016	09/04/18	1.1000%	460.83	-	-	460.83
Investment Pool										
TexPool (2)	AAAm	Interest & Sinking	7942700002			2.2030%	1,002.81	1,115.21	1,111.07	3,229.09
TexPool (2)	AAAm	Construction - Operating Transfer	7942700003			2.2030%	18,619.14	20,705.98	20,628.69	59,953.81
Money Market										
NexBank		Unrestricted - Operating #3	1513688			2.4800%	87,564.20	111,501.72	64,248.76	263,314.68
Green Bank		Construction - Operating Transfer #2	5501198393			2.3000%	17,631.36	19,289.06	19,289.25	56,209.67
NexBank		Interest & Sinking	1514660			2.4800%	1,938.00	2,250.45	2,193.89	6,382.34
Total Interest Earned - September 1, 2018 through November 30, 2018							\$ 312,969.07	\$ 362,874.18	\$ 368,885.06	\$ 1,044,728.31

(1) Includes Accrued Interest (2) Average Monthly Rate for TexPool

BBVA Compass Bank - The depository funds are collateralized by the following:

Irrevocable Standby Letter of Credit Number: 131399. Expires at 5:00 p.m. Eastern Time, on September 26, 2019 Federal Home Loan Bank of Atlanta at 1475 Peachtree Street N. E., Atlanta, Georgia 30309	\$ 100,000,000.00
FDIC - Checking Accounts	250,000.00
FDIC - Certificate of Deposits	250,000.00
Total Collateral as of November 30, 2018	\$ 100,500,000.00
Checking Accounts	\$ 45,382,413.58
Certificates of Deposit	20,195,764.32
Total BBVA Compass Bank Account Balances	\$ 65,578,177.90
100% Collateral Required	\$ 65,578,177.90

Southside Bank - The depository funds are collateralized by the following:

Security Type	Cusip No.	Maturity Date	Coupon Rate	Face	Par	Book Value November 30, 2018	Market Value November 30, 2018
Tarrant TX Regl Wtr Dist Wtr R	876443PX4	3/1/2036	4.000%	2,000,000.00	2,000,000.00	2,122,571.78	2,074,920.00
Spring Tx Indep Sch Dist	8500004T4	8/15/2032	4.000%	3,000,000.00	3,000,000.00	3,377,003.60	3,158,670.00
				\$ 5,000,000.00	\$ 5,000,000.00	\$ 5,499,575.38	\$ 5,233,590.00
FDIC - Certificate of Deposits						250,000.00	250,000.00
Total Collateral as of November 30, 2018						\$ 5,749,575.38	\$ 5,483,590.00
Total Southside Bank Account Balances							\$ 5,090,857.51
102% Collateral Required							\$ 5,192,674.66

East West Bank - The depository funds are collateralized by the following:

Irrevocable Letter of Credit Number: 2018-712. Expires on October 5, 2020 Federal Home Loan Bank of San Francisco at 600 California Street, Suite 300, San Francisco, CA 94108	38,079,378.00
	\$ 38,079,378.00
FDIC - Certificate of Deposits	250,000.00
Total Collateral as of November 30, 2018	\$ 38,329,378.00
Total East West Bank Account Balances	\$ 36,088,320.13
100% Collateral Required	\$ 36,088,320.13

LegacyTexas Bank - The depository funds are collateralized by the following:

Irrevocable Standby Letter of Credit Number: 9554000879. Expires on May 8, 2019 Federal Home Loan Bank of Dallas at 8500 Freeport Parkway South, Suite 600, Irving, Texas 75063-2547	5,275,000.00
Irrevocable Standby Letter of Credit Number: 9554000972. Expires on June 7, 2019 Federal Home Loan Bank of Dallas at 8500 Freeport Parkway South, Suite 600, Irving, Texas 75063-2547	5,300,000.00
Irrevocable Standby Letter of Credit Number: 9554000973. Expires on July 5, 2019 Federal Home Loan Bank of Dallas at 8500 Freeport Parkway South, Suite 600, Irving, Texas 75063-2547	5,300,000.00
Irrevocable Standby Letter of Credit Number: 9554001118. Expires on August 7, 2019 Federal Home Loan Bank of Dallas at 8500 Freeport Parkway South, Suite 600, Irving, Texas 75063-2547	10,575,000.00
Irrevocable Standby Letter of Credit Number: 95540001119. Expires on October 7, 2019 Federal Home Loan Bank of Dallas at 8500 Freeport Parkway South, Suite 600, Irving, Texas 75063-2547	10,625,000.00
Irrevocable Standby Letter of Credit Number: 95540001120. Expires on November 6, 2019 Federal Home Loan Bank of Dallas at 8500 Freeport Parkway South, Suite 600, Irving, Texas 75063-2547	3,225,000.00
Irrevocable Standby Letter of Credit Number: 9554001183. Expires on August 5, 2019 Federal Home Loan Bank of Dallas at 8500 Freeport Parkway South, Suite 600, Irving, Texas 75063-2547	6,900,000.00
Irrevocable Standby Letter of Credit Number: 9554001184. Expires on September 6, 2019 Federal Home Loan Bank of Dallas at 8500 Freeport Parkway South, Suite 600, Irving, Texas 75063-2547	5,325,000.00
Irrevocable Standby Letter of Credit Number: 9554001172. Expires on November 8, 2019 Federal Home Loan Bank of Dallas at 8500 Freeport Parkway South, Suite 600, Irving, Texas 75063-2547	3,225,000.00
Irrevocable Standby Letter of Credit Number: 9554001364. Expires on January 10, 2020 Federal Home Loan Bank of Dallas at 8500 Freeport Parkway South, Suite 600, Irving, Texas 75063-2547	550,000.00
Irrevocable Standby Letter of Credit Number: 9554001185. Expires on March 5, 2020 Federal Home Loan Bank of Dallas at 8500 Freeport Parkway South, Suite 600, Irving, Texas 75063-2547	5,400,000.00
Irrevocable Standby Letter of Credit Number: 9554001235. Expires on April 8, 2020 Federal Home Loan Bank of Dallas at 8500 Freeport Parkway South, Suite 600, Irving, Texas 75063-2547	5,400,000.00
Irrevocable Standby Letter of Credit Number: 9554001236. Expires on May 8, 2020 Federal Home Loan Bank of Dallas at 8500 Freeport Parkway South, Suite 600, Irving, Texas 75063-2547	5,425,000.00
Irrevocable Standby Letter of Credit Number: 9554001365. Expires on August 7, 2020 Federal Home Loan Bank of Dallas at 8500 Freeport Parkway South, Suite 600, Irving, Texas 75063-2547	5,425,000.00
Irrevocable Standby Letter of Credit Number: 9554001366. Expires on September 4, 2020 Federal Home Loan Bank of Dallas at 8500 Freeport Parkway South, Suite 600, Irving, Texas 75063-2547	5,450,000.00
	\$ 83,400,000.00
FDIC - Certificate of Deposits	250,000.00
Total Collateral as of November 30, 2018	\$ 83,650,000.00
Total LegacyTexas Bank Account Balances	\$ 79,306,748.80
100% Collateral Required	\$ 79,306,748.80

Green Bank - The depository funds are collateralized by the following:

Irrevocable Standby Letter of Credit Number: 4163000221. Expires on March 13, 2019 Federal Home Loan Bank of Dallas at 8500 Freeport Parkway South, Suite 100, Irving, Texas 75063-2547	4,000,000.00
Irrevocable Standby Letter of Credit Number: 4163000228. Expires on March 14, 2019 Federal Home Loan Bank of Dallas at 8500 Freeport Parkway South, Suite 100, Irving, Texas 75063-2547	3,835,000.00
Irrevocable Standby Letter of Credit Number: 1426001857. Expires on May 3, 2019 Federal Home Loan Bank of Dallas at 8500 Freeport Parkway South, Suite 100, Irving, Texas 75063-2547	2,400,000.00
	\$ 10,235,000.00
FDIC - Money Market	250,000.00
Total Collateral as of November 30, 2018	\$ 10,485,000.00
Total Green Bank Account Balances	\$ 10,223,022.71
100% Collateral Required	\$ 10,223,022.71

NexBank - The depository funds are 100% FDIC Insured, through a spread program:

FDIC - Money Market Insured Cash Sweep	30,369,346.74
FDIC Insured as of November 30, 2018	\$ 30,369,346.74
Total NexBank Account Balances	\$ 30,369,346.74
FDIC Insurance Required	\$ 30,369,346.74

Grand Total - Checking and Investment Account Balance

Checking Accounts	
BBVA Compass Bank Checking	\$ 45,382,413.58
Investment Accounts	
BBVA Compass Bank	20,195,764.32
Southside Bank	5,090,857.51
East West Bank	36,088,320.13
LegacyTexas Bank	79,306,748.80
Green Bank	10,223,022.71
NexBank	30,369,346.74
TexPool	<u>12,028,057.76</u>
Total Investments	193,302,117.97
Total Portfolio	\$ 238,684,531.55
less TexPool	<u>(12,028,057.76)</u>
Total Account Balance to be Collateralized	<u>\$ 226,656,473.79</u>


Grand Total - Checking and Investment Account Collateral

102% (100% LOC) Collateral Required	
BBVA Compass Bank	65,578,177.90
Southside Bank	5,192,674.66
East West Bank	36,088,320.13
LegacyTexas Bank	79,306,748.80
Green Bank	10,223,022.71
NexBank (100% FDIC Insured)	30,369,346.74
Total Collateral	<u>\$ 226,758,290.94</u>
Collateral	
BBVA Compass Bank	100,500,000.00
Southside Bank	5,483,590.00
East West Bank	38,329,378.00
LegacyTexas Bank	83,650,000.00
Green Bank	10,485,000.00
NexBank (100% FDIC Insured)	30,369,346.74
Total Collateral	<u>\$ 268,817,314.74</u>


The College's investments are in compliance with:

- (A) the investment strategy expressed in the College investment policy; and
- (B) relevant provisions of Chapter 2256 of the Public Funds Investment Act.


The primary objective of all investments activity is the preservation of capital and the safety of principal in the overall portfolio in accordance with STC's Board approved Investment Policy. The depository bank paid the College the highest rate of interest possible at the time of investment and in accordance with the depository bank contract.



 Maria G. Elizondo, Vice President for Finance and Administrative Services



 Myriam Lopez, Comptroller



 Paul R. Rodriguez, Board of Trustees, Designated Investment Officer

December 13, 2018

Date

December 13, 2018

Date

December 13, 2018

Date

South Texas College
Checking Accounts
For the Quarter Ending November 30, 2018

Type of Deposit at BBVA Compass Bank	Fund	Checking No.	Interest Rate	Beginning Market Value September 1, 2018	For The Quarter Ended November 30, 2018					Ending Market Value * November 30, 2018	
					Cash Receipts	Cash Disbursements	Transfers In / (Out)	Interest Earned	Accrued Interest		
Public Funds Interest Checking	Operating	51015560	1.4100%	\$ 30,999,642.11	\$ 81,796,267.56	\$ (96,235,034.41)	\$ (6,190,735.53)	(1)	\$ 62,748.67	\$ 24,748.56	\$ 16,648,372.49
Public Funds Interest Checking	Operating Reserve**	6734303834	0.0000%	25,000,000.00	\$ -	(5,000,000.00)	(5,000,000.00)	(3)	-	-	20,000,000.00
Public Funds Interest Checking	Payroll	51025558	1.4100%	309,603.45	18,539,960.54	(18,520,031.45)	-	-	1,253.97	608.27	331,394.78
Public Funds Interest Checking	Student	41376536	1.4100%	919,315.15	8,571,957.29	(9,195,933.07)	-	-	2,796.36	560.09	298,695.82
Public Funds Interest Checking	Federal Draw Down	51015544	1.4100%	0.00	13,618,331.96	(13,619,357.25)	-	-	1,025.29	240.42	240.42
Public Funds Interest Checking	Interest & Sinking - Bond 96, 02, 03, 04, 07, 10, 13, 14 & 15	51029782	1.4100%	1,402,702.67	1,043,219.55	-	-	-	3,579.10	2,258.25	2,451,759.57
Public Funds Interest Checking	Interest & Sinking - Bond 99 & 07	51060671	1.4000%	549.69	125.37	-	-	-	1.56	0.78	677.40
Public Funds Interest Checking	Construction - E&G Transfer	51067625	1.4100%	10,490,327.27	3,214,414.67	(8,292,472.80)	-	(2)	23,356.05	6,339.74	5,441,964.93
Public Funds Interest Checking	Construction - LT Bonds Series 2014	6720987978	0.0000%	(0.00)	-	-	-	-	-	-	(0.00)
Public Funds Interest Checking	Construction - LT Bonds Series 2015	6731734028	1.4100%	324,479.14	724,158.32	(840,044.64)	-	-	423.45	291.90	209,308.17
Treasury Management Analysis Checking (Zero Balance Account)	Special	2530032925	0.0000%	-	514,178.58	(514,178.58)	-	-	-	-	-
Total Checking Accounts at November 30, 2018				1.2522%	\$ 69,446,619.48	\$ 128,022,613.84	\$ (152,217,052.20)	\$ (11,190,735.53)	\$ 95,184.45	\$ 35,048.01	\$ 45,382,413.58

* Ending Market Value reflect the BBVA Compass Bank available balance as of November 30, 2018 including accrued interest.

**Non-Interest Bearing Account to serve as the minimum monthly average balance in order for BBVA Compass to waive bank fees.

(1) Transfers were made as follows:

- a) Checking to Certificate of Deposit in September 2018
- b) Checking to Certificate of Deposit in September 2018
- c) Checking to Certificate of Deposit in September 2018
- d) Certificate of Deposit to Checking in September 2018
- r) Checking Operating to Checking Construction in October 2018
- f) Checking Operating to Checking Construction in October 2018
- g) Checking to Certificate of Deposit in October 2018
- h) Certificate of Deposit to Checking in October 2018
- i) Checking Operating Reserve to Checking Operating in October 2018
- j) Certificate of Deposit to Checking in November 2018
- k) Money market to Checking in November 2018
- l) Checking to Certificate of Deposit in November 2018

(2) Transfers were made as follows:

- a) Checking Operating to Checking Construction in October 2018
- b) Checking Operating to Checking Construction in October 2018
- c) Checking Construction to Certificate of Deposit in October 2018
- d) Checking Construction to Certificate of Deposit in October 2018

(3) Transfers were made as follows:

- a) Checking Operating Reserve to Checking Operating in October 2018

Note: The October transactions net to zero.