

For any inquiries regarding the College's investments please contact:

Myriam Lopez, MBA
Comptroller
South Texas College
Business Office
3201 W. Pecan Ave.
McAllen, TX 78501

email: myriaml@southtexascollege.edu
Operating #2
Telephone No. (956) 872-4646
Fax No. (956) 872-4647

Investment Report
Fiscal Year 2023-2024
For the Three Months Ending May 31, 2024 - Unaudited

Investment Position of the Entity as of May 31, 2024

Investment Type / Investment Provider	Rating	Fund	MM/CD	Account No.	Maturity Date	Term	Interest Rate *	Beginning Book Value March 1, 2024	Principal Additions & (Deductions)	Interest Earned **	Ending Book Value May 31, 2024
Certificate of Deposit											
BOK Financial		Endowment - A. De Los Santos		1028198317	12/05/24	12 months	5.3545%	15,289.45	-	207.73	15,497.18
BOK Financial		Endowment - Futuro Brillante		1028198295	12/05/24	12 months	5.3545%	202,610.55	-	2,752.81	205,363.36
BOK Financial		Endowment - Glen & Rita Roney		1028198325	12/05/24	12 months	5.3545%	118,164.17	-	1,605.46	119,769.63
BOK Financial		Construction - Operating ST CD 8252		1028198252	12/05/24	11 months	5.3545%	2,025,092.95	-	27,514.36	2,052,607.31
East West Bank		Unrestricted - Operating LT CD 5649		172295649	04/26/24	12 months	4.9200%	5,213,343.47	(5,252,842.58)	39,499.11	(0.00)
East West Bank		Unrestricted - Operating ST CD 6301		172276301	07/16/24	6 months	5.3400%	101,816.53	-	1,379.58	103,196.11
East West Bank		Interest & Sinking ST CD 8657		172478657	07/16/24	6 months	5.3400%	4,026,419.19	-	54,556.86	4,080,976.05
East West Bank		Interest & Sinking ST CD 6462		172316462	07/31/24	6 months	5.2900%	6,024,396.19	-	80,859.50	6,105,255.69
East West Bank		Interest & Sinking ST CD 4325		172384325	07/31/24	4 months	5.5000%	-	5,000,000.00	64,448.08	5,064,448.08
East West Bank		Construction - Operating ST CD 7892		172667892	04/05/24	6 months	5.7800%	3,962,620.66	(3,984,642.58)	22,021.92	0.00
East West Bank		Construction - Operating ST CD 4517		172094517	04/05/24	6 months	5.7800%	3,197,689.46	(3,215,460.34)	17,770.88	0.00
East West Bank		Construction - Operating ST CD 1451		172541451	10/07/24	12 months	5.6400%	6,134,043.72	-	87,816.80	6,221,860.52
East West Bank		Construction - Operating ST CD 0472		172130472	07/08/24	9 months	5.7100%	7,158,347.02	-	103,762.09	7,262,109.11
Bank OZK		Unrestricted - Operating LT CD 6237		6902106237	09/25/24	14 months	5.4100%	2,066,286.33	-	28,367.05	2,094,653.38
Bank OZK		Unrestricted - Operating LT CD 4389		6902164389	03/05/25	17 months	5.3700%	8,170,072.60	-	111,334.94	8,281,407.54
Bank OZK		Unrestricted - Operating LT CD 4425		6902154425	05/07/25	19 months	5.3700%	10,212,599.12	-	139,160.32	10,351,759.44
Veritex Bank		Unrestricted - Operating LT CD 5358		9009005358	11/18/24	16 months	5.4600%	15,512,295.13	-	214,477.18	15,726,772.31
Veritex Bank		Unrestricted - Operating LT CD 5359		9009005359	03/24/25	20 months	5.1700%	7,229,263.65	-	94,620.63	7,323,884.28
Texas Capital Bank		Unrestricted - Operating LT CD 0987		2400000987	03/31/24	14 months	4.9000%	5,271,102.54	(5,293,083.29)	21,980.75	-
Texas Capital Bank		Unrestricted - Operating LT CD 0988		2400000988	10/31/24	21 months	4.8200%	5,266,572.02	-	64,361.37	5,330,933.39
Texas Capital Bank		Unrestricted - Operating LT CD 0989		2400000989	12/02/24	22 months	4.7500%	15,787,832.95	-	190,120.52	15,977,953.47
American Natn'l Bank & Trust		Unrestricted - Operating LT CD 7129		237129	02/02/25	24 months	4.5000%	15,743,255.95	-	179,243.72	15,922,499.67
American Natn'l Bank & Trust		Unrestricted - Operating LT CD 8186		238186	04/25/25	24 months	4.5000%	15,583,275.50	-	177,433.72	15,760,709.22
American Natn'l Bank & Trust		Unrestricted - Operating LT CD 2857		1028172857	11/29/24	12 months	5.1000%	9,116,431.72	-	117,937.86	9,234,369.58
American Natn'l Bank & Trust		Unrestricted - Operating ST CD 1229		1028201229	12/05/24	11 months	5.1000%	6,071,680.15	-	78,548.57	6,150,228.72
American Natn'l Bank & Trust		Unrestricted - Operating LT CD 7447		1028517447	02/06/25	12 months	4.6000%	10,027,762.63	-	116,935.87	10,144,698.50
American Natn'l Bank & Trust		Unrestricted - Operating LT CD 5667		1028555667	02/13/25	12 months	4.6000%	5,009,460.30	-	58,416.52	5,067,876.82
Independent Financial		Unrestricted - Operating LT CD 1650		440021650	05/27/24	15 months	4.9900%	7,358,744.30	(7,445,994.18)	87,249.88	0.00
Independent Financial		Unrestricted - Operating ST CD 7693		440047693	05/28/24	6 months	5.5000%	1,691,038.48	(1,713,754.81)	22,716.33	(0.00)
Investment Pool											
TexPool *	AAA-	Interest & Sinking		7942700002			5.3161%	681,836.77	-	9,175.98	691,012.75
TexPool *	AAA-	Construction - Operating Transfer		7942700003			5.3161%	1,064,488.52	-	14,325.67	1,078,814.19
Money Market											
NexBank *		Unrestricted - Operating #3		1513688			5.5500%	32,919,027.52	-	464,207.73	33,383,235.25
NexBank *		Interest & Sinking #2		1514660			5.5500%	1,226,614.13	-	17,297.01	1,243,911.14
NexBank *		Construction - Operating		1518380			5.5500%	10,791,120.65	-	152,170.94	10,943,291.59
Veritex Bank *		Construction - Operating Transfer #2		5501198393			5.3300%	1,689,237.01	-	22,795.85	1,712,032.86
Veritex Bank *		Construction - Operating CE		5501642705			5.3300%	2,260,142.29	-	30,500.09	2,290,642.38
American Natn'l Bank & Trust		Construction - Operating		1109200			5.5200%	12,798,013.14	-	179,155.75	12,977,168.89
Total Investments (excluding Securities) at May 31, 2024								\$ 241,727,986.76	\$ (21,905,777.78)	\$ 3,096,729.43	\$ 222,918,938.41

* Average monthly rate for TexPool and latest interest rate for money market accounts

** Includes accrued interest

Interest Earned - March 1, 2024 through May 31, 2024

Investment Type / Investment Provider	Rating	Fund	MM/CD	Account No.	Beginning Date	Maturity Date	Interest Rate *	Interest Earned **			Interest Earned For the Period of March 1, 2024 through May 31, 2024
								March	April	May	
Certificate of Deposit											
BOK Financial		Endowment - A. De Los Santos		1028198317	12/07/23	12/05/24	5.3545%	69.68	67.74	70.31	207.73
BOK Financial		Endowment - Futuro Brillante		1028198295	12/07/23	12/05/24	5.3545%	923.43	897.65	931.73	2,752.81
BOK Financial		Endowment - Glen & Rita Roney		1028198325	12/07/23	12/05/24	5.3545%	538.55	523.52	543.39	1,605.46
BOK Financial		Construction - Operating ST CD 8252		1028198252	12/07/23	12/05/24	5.3545%	9,229.68	8,972.02	9,312.66	27,514.36
East West Bank		Unrestricted - Operating LT CD 5649		172295649	04/26/23	04/26/24	4.9200%	21,828.74	17,670.37	-	39,499.11
East West Bank		Unrestricted - Operating ST CD 6301		172276301	01/16/24	07/16/24	5.3400%	462.78	449.86	466.94	1,379.58
East West Bank		Interest & Sinking ST CD 8657		172478657	01/16/24	07/16/24	5.3400%	18,301.33	17,790.15	18,465.38	54,556.86
East West Bank		Interest & Sinking ST CD 6462		172316462	02/02/24	07/31/24	5.2900%	27,125.79	26,367.06	27,366.65	80,859.50
East West Bank		Interest & Sinking ST CD 4325		172384325	03/08/24	07/31/24	5.5000%	18,113.56	22,734.25	23,600.27	64,448.08
East West Bank		Construction - Operating ST CD 7892		172667892	10/10/23	04/05/24	5.7800%	19,498.95	2,522.97	-	22,021.92
East West Bank		Construction - Operating ST CD 4517		172094517	10/10/23	04/05/24	5.7800%	15,734.93	2,035.95	-	17,770.88
East West Bank		Construction - Operating ST CD 1451		172541451	10/10/23	10/07/24	5.6400%	29,451.11	28,635.70	29,729.99	87,816.80
East West Bank		Construction - Operating ST CD 0472		172130472	10/10/23	07/08/24	5.7100%	34,796.63	33,835.21	35,130.25	103,762.09
Bank OZK		Unrestricted - Operating LT CD 6237		6902106237	07/25/23	09/25/24	5.4100%	9,515.28	9,250.07	9,601.70	28,367.05
Bank OZK		Unrestricted - Operating LT CD 4389		6902164389	10/10/23	03/05/25	5.3700%	37,351.30	36,302.44	37,681.20	111,334.94
Bank OZK		Unrestricted - Operating LT CD 4425		6902154425	10/10/23	05/07/25	5.3700%	46,680.72	45,378.09	47,101.51	139,160.32
Veritex Bank		Unrestricted - Operating LT CD 5358		9009005358	07/20/23	11/18/24	5.4600%	71,947.72	69,930.34	72,599.12	214,477.18
Veritex Bank		Unrestricted - Operating LT CD 5359		9009005359	07/17/23	03/24/25	5.1700%	31,748.03	30,852.00	32,020.60	94,620.63
Texas Capital Bank		Unrestricted - Operating LT CD 0987		2400000987	01/31/23	03/31/24	4.9000%	21,980.75	-	-	21,980.75
Texas Capital Bank		Unrestricted - Operating LT CD 0988		2400000988	01/31/23	10/31/24	4.8200%	21,602.53	20,984.49	21,774.35	64,361.37
Texas Capital Bank		Unrestricted - Operating LT CD 0989		2400000989	01/31/23	12/02/24	4.7500%	63,816.51	61,987.37	64,316.64	190,120.52
American Nat'l Bank & Trust		Unrestricted - Operating LT CD 7129		237129	02/02/23	02/02/25	4.5000%	60,169.91	58,450.78	60,823.03	179,243.72
American Nat'l Bank & Trust		Unrestricted - Operating LT CD 8186		238186	04/25/23	04/25/25	4.5000%	59,569.83	57,851.16	60,012.73	177,433.72
American Nat'l Bank & Trust		Unrestricted - Operating LT CD 2857		1028172857	11/30/23	11/29/24	5.1000%	39,570.60	38,457.72	39,909.54	117,937.86
American Nat'l Bank & Trust		Unrestricted - Operating ST CD 1229		1028201229	12/07/23	12/05/24	5.1000%	26,354.72	25,613.47	26,580.38	78,548.57
American Nat'l Bank & Trust		Unrestricted - Operating LT CD 7447		1028517447	02/08/24	02/06/25	4.6000%	39,250.95	38,131.19	39,553.73	116,935.87
American Nat'l Bank & Trust		Unrestricted - Operating LT CD 5667		1028555667	02/15/24	02/13/25	4.7100%	19,608.26	19,048.81	19,759.45	58,416.52
Independent Financial		Unrestricted - Operating LT CD 1650		440021650	02/27/23	05/27/24	4.9900%	31,089.04	30,086.16	28,074.68	87,249.88
Independent Financial		Unrestricted - Operating ST CD 7693		440047693	12/07/23	05/28/24	5.5000%	7,878.76	7,659.05	7,178.52	22,716.33
Investment Pool											
TexPool *	AAA	Interest & Sinking		7942700002			5.3161%	3,078.49	2,991.60	3,105.89	9,175.98
TexPool *	AAA	Construction - Operating Transfer		7942700003			5.3161%	4,806.19	4,670.54	4,848.94	14,325.67
Money Market											
NexBank *		Unrestricted - Operating #3		1513688			5.5500%	156,022.70	151,209.18	156,975.85	464,207.73
NexBank *		Interest & Sinking #2		1514660			5.5500%	5,813.63	5,634.26	5,849.12	17,297.01
NexBank *		Construction - Operating		1518380			5.5500%	51,145.48	49,567.53	51,457.93	152,170.94
Veritex Bank *		Construction - Operating Transfer #2		5501198393			5.3300%	7,646.92	7,433.74	7,715.19	22,795.85
Veritex Bank *		Construction - Operating CE		5501642705			5.3300%	10,231.32	9,946.11	10,322.66	30,500.09
American Nat'l Bank & Trust		Construction - Operating		1109200			5.5200%	60,075.91	58,440.19	60,639.65	179,155.75
Total Interest Earned - March 1, 2024 through May 31, 2024								\$ 1,083,030.71	\$ 1,002,378.74	\$ 1,011,319.98	\$ 3,096,729.43

* Average monthly rate for TexPool and latest interest rate for money market accounts

** Includes accrued interest

PNC Bank - The depository funds are collateralized by the following:

Security Type	Cusip No.	Maturity Date	Coupon Rate	Face	Par	Book Value May 31, 2024	Market Value May 31, 2024
FNMA 30YR UMBS SUPER - SD811:3132DWAN3	3132DWAN3	12/1/2050	2.000%	17,000,000.00	12,408,948.00	NA	9,661,597.00
FNMA 30YR UMBS - MA4465	31418D6B3	11/1/2051	2.000%	67,500,000.00	58,251,248.00	NA	45,148,041.00
						\$ 84,500,000.00	\$ 54,809,638.00
FDIC - Checking Accounts							250,000.00
Total Collateral as of May 31, 2024							\$ 55,059,638.00
Checking Accounts							\$ 25,200,466.86
Total PNC Account Balances							\$ 25,200,466.86
110% Collateral Required							\$ 27,720,513.55

Bank OZK - The depository funds are collateralized by the following:

Irrevocable Standby Letter of Credit Number: 10019032 - Expires on September 23, 2024							
Federal Home Loan Bank of Dallas at 8500 Freeport Parkway South, Suite 100, Irving, Texas 75063-2547							2,200,000.00
Irrevocable Standby Letter of Credit Number: 10020505 - Expires on March 12, 2025							
Federal Home Loan Bank of Dallas at 8500 Freeport Parkway South, Suite 100, Irving, Texas 75063-2547							8,600,000.00
Irrevocable Standby Letter of Credit Number: 10020506 - Expires on May 13, 2025							
Federal Home Loan Bank of Dallas at 8500 Freeport Parkway South, Suite 100, Irving, Texas 75063-2547							10,900,000.00
						\$ 21,700,000.00	
FDIC - Certificate of Deposits							250,000.00
Total Collateral as of May 31, 2024							\$ 21,950,000.00
Total Bank OZK Account Balances							\$ 20,727,820.36
100% Collateral Required							\$ 20,727,820.36

East West Bank - The depository funds are collateralized by the following:

Irrevocable Letter of Credit Number: 2018-712 - Amendment 30. Expires on November 25, 2024							
Federal Home Loan Bank of San Francisco at 333 Bush Street, Suite 2700, San Francisco, CA 94104							28,895,000.00
						\$ 28,895,000.00	
FDIC - Certificate of Deposits							250,000.00
Total Collateral as of May 31, 2024							\$ 29,145,000.00
Total East West Bank Account Balances							\$ 28,837,845.56
100% Collateral Required							\$ 28,837,845.56

BOK Financial - The depository funds are collateralized by the following:

FDIC - Certificate of Deposit Account Registry Service (CDARS)							2,393,237.48
Total Collateral as of May 31, 2024							\$ 2,393,237.48
Total BOK Financial Bank Account Balances							\$ 2,393,237.48
100% Collateral Required							\$ 2,393,237.48

Veritex Bank - The depository funds are collateralized by the following:

Irrevocable Standby Letter of Credit Number: 4163001173 - Amendment 7. Expires on November 4, 2024 Federal Home Loan Bank of Dallas at 8500 Freeport Parkway South, Suite 100, Irving, Texas 75063-2547	3,736,231.00
Irrevocable Standby Letter of Credit Number: 10018930 - Expires on March 26, 2025 Federal Home Loan Bank of Dallas at 8500 Freeport Parkway South, Suite 100, Irving, Texas 75063-2547	7,635,445.00
Irrevocable Standby Letter of Credit Number: 10008829 - Amendment 1. Expires on November 20, 2024 Federal Home Loan Bank of Dallas at 8500 Freeport Parkway South, Suite 100, Irving, Texas 75063-2547	16,132,312.00
	\$ 27,503,988.00
FDIC - Money Market	250,000.00
Total Collateral as of May 31, 2024	\$ 27,753,988.00
	Money Market
	\$ 4,002,675.24
	Certificates of Deposit
	23,050,656.59
	Total Veritex Bank Account Balances
	\$ 27,053,331.83
	100% Collateral Required
	\$ 27,053,331.83

Texas Capital Bank - The depository funds are collateralized by the following:

Custodial Letter of Credit Number: 20001200-29. Expires on April 30, 2025 Federal Home Loan Bank of Dallas at 8500 Freeport Parkway South, Suite 100, Irving, Texas 75063-2547	21,499,630.39
	\$ 21,499,630.39
FDIC - Certificate of Deposits	250,000.00
Total Collateral as of May 31, 2024	\$ 21,749,630.39
	Total Texas Capital Bank Account Balances
	\$ 21,308,886.86
	100% Collateral Required
	\$ 21,308,886.86

American National Bank & Trust - The depository funds are 100% FDIC Insured, through a spread program:

Irrevocable Standby Letter of Credit Number: 10016460 - Expires on February 10, 2025 Federal Home Loan Bank of Dallas at 8500 Freeport Parkway South, Suite 100, Irving, Texas 75063-2547	16,500,000.00
Irrevocable Standby Letter of Credit Number: 10016470 - Expires on May 2, 2025 Federal Home Loan Bank of Dallas at 8500 Freeport Parkway South, Suite 100, Irving, Texas 75063-2547	16,500,000.00
FDIC - Certificate of Deposits	250,000.00
	\$ 33,250,000.00
FDIC - Money Market Insured Cash Sweep	12,977,168.89
FDIC - Certificate of Deposit Account Registry Service (CDARS)	30,597,173.62
Total Collateral as of May 31, 2024	\$ 76,824,342.51
	Money Market
	\$ 12,977,168.89
	Certificates of Deposit
	62,280,382.51
	Total American National Bank & Trust Account Balances
	\$ 75,257,551.40
	100% Collateral Required
	\$ 75,257,551.40

Independent Financial - The depository funds are collateralized by the following:

Irrevocable Standby Letter of Credit Number: 10021343 - Expires on June 14, 2024	1,800,000.00
Federal Home Loan Bank of Dallas at 8500 Freeport Parkway South, Suite 100, Irving, Texas 75063-2547	250,000.00
FDIC - Certificate of Deposits	<u>2,050,000.00</u>
Total Collateral as of May 31, 2024	\$ (0.00)
Total Independent Financial Account Balances	\$ (0.00)
100% Collateral Required	\$ (0.00)

NexBank - The depository funds are 100% FDIC Insured, through a spread program:

FDIC - Money Market Insured Cash Sweep	45,570,437.98
Total Collateral as of May 31, 2024	<u>45,570,437.98</u>
Total NexBank Account Balances	\$ 45,570,437.98
FDIC Insurance Required	\$ 45,570,437.98

Grand Total - Checking and Investment Account Balance

Checking Accounts	
PNC Bank Checking	\$ 25,200,466.86
Security Accounts	180,945,416.19
Investment Accounts	
Bank OZK	20,727,820.36
East West Bank	28,837,845.56
BOK Financial	2,393,237.48
Veritex Bank	23,050,656.59
Veritex Bank Money Market	4,002,675.24
Texas Capital Bank	21,308,886.86
American National Bank & Trust	62,280,382.51
American National Bank & Trust Money Market	12,977,168.89
Independent Financial	(0.00)
NexBank	45,570,437.98
TexPool	<u>1,769,826.94</u>
Total Portfolio	\$ 429,064,821.46
less TexPool	(1,769,826.94)
less Securities	<u>(180,945,416.19)</u>
Total Account Balance to be Collateralized	\$ 246,349,578.33

Grand Total - Checking and Investment Account Collateral

110%, 102% (100% LOC) Collateral Required	
PNC Bank	27,720,513.55
Bank OZK	20,727,820.36
East West Bank	28,837,845.56
BOK Financial	2,393,237.48
Veritex Bank	27,053,331.83
Texas Capital Bank	21,308,886.86
American National Bank & Trust (100% FDIC Insured)	75,257,551.40
Independent Financial	(0.00)
NexBank (100% FDIC Insured)	45,570,437.98
Total Collateral Required	\$ 248,869,625.02
Collateral	
PNC Bank	55,059,638.00
Bank OZK	21,950,000.00
East West Bank	29,145,000.00
BOK Financial	2,393,237.48
Texas Capital Bank	21,749,630.39
Veritex Bank	27,753,988.00
American National Bank & Trust	76,824,342.51
Independent Financial	2,050,000.00
NexBank (100% FDIC Insured)	45,570,437.98
Total Collateral	\$ 282,496,274.36


The College's investments are in compliance with:

- (A) the investment strategy expressed in the College investment policy; and
- (B) relevant provisions of Chapter 2256 of the Public Funds Investment Act.


The primary objective of all investments activity is the preservation of capital and the safety of principal in the overall portfolio in accordance with STC's Board approved Investment Policy. The depository bank paid the College the highest rate of interest possible at the time of investment and in accordance with the depository bank contract.



 Maria G. Del Paz, Vice President for Finance and Administrative Services



 Myriam Lopez, Comptroller



 Paul R. Rodriguez, Board of Trustees, Designated Investment Officer

July 16, 2024
 Date

July 16, 2024
 Date

July 16, 2024
 Date

South Texas College
Securities
For the Quarter Ending May 31, 2024

Investment Description	Cusip	Maturity Date	Duration	Settlement Date	Coupon Rate	Par Value *	Accrued Interest at Purchase	Premium / (Discount)	Cash Paid Out	Investment	Beginning *	Premium/Discount	Interest Earned	Interest Payment	Ending Balance	Market Value **
									for Investments 03/01/24 - 05/31/24	Maturities 03/01/24 - 05/31/24		Period of 03/01/24 - 05/31/24	for Period of 03/01/24 - 05/31/24	for Period of 03/01/24 - 05/31/24		as of 05/31/24
US Treasury Note 2.75 02/15/24	912828B66	2/15/2024	22 months	4/1/2022	2.7500%	10,000,000.00	34,185.08	84,765.63	-	-	-	-	-	-	-	-
FAMCA 2.38 04/29/24	31422XWZ1	4/29/2024	24 months	4/5/2022	2.3800%	10,000,000.00	-	-	-	10,000,000.00	10,078,672.18	-	40,327.82	119,000.00	-	-
FAMCA 2.33 03/28/2024	31422XWY4	3/28/2024	23 months	4/5/2022	2.3300%	10,000,000.00	-	-	-	10,000,000.00	10,097,083.31	-	19,416.69	116,500.00	-	-
FHLB 3130A1XJ2	3130A1XJ2	6/14/2024	24 months	6/1/2022	2.8750%	12,500,000.00	166,710.07	69,504.63	-	-	12,583,774.17	(8,594.64)	92,838.54	-	12,668,018.07	12,490,330.63
FFCB 3133ENWC0	3133ENWC0	5/3/2024	23 months	6/1/2022	2.6250%	9,249,000.00	18,883.38	9,369.24	-	9,249,000.00	9,327,409.38	(852.68)	43,836.43	121,393.13	-	-
US Treasury 91282CER8	91282CER8	5/31/2024	23 months	6/1/2022	2.5000%	3,000,000.00	204.92	(3,515.63)	-	3,000,000.00	3,018,206.76	440.96	18,852.28	37,500.00	-	-
FFCB 3.15 07/15/24 Corp	3133ENA91	7/15/2024	24 months	7/15/2022	3.1500%	15,000,000.00	-	4,932.60	-	-	15,057,360.70	(621.00)	122,062.50	-	15,178,802.20	14,961,865.80
FFCB 3.375 08/28/24 Corp	3133ENJ84	8/28/2024	23 months	9/8/2022	3.3750%	15,000,000.00	16,875.00	(48,021.60)	-	-	14,990,839.27	6,152.96	130,781.25	-	15,127,773.48	14,923,594.20
FFCB 3.50 09/13/24 Corp	3133ENL40	9/13/2024	24 months	9/13/2022	3.5000%	3,168,000.00	-	(5,035.47)	-	-	3,217,463.76	633.88	28,644.00	55,440.00	3,191,301.64	3,151,426.73
FAMCA 4.84 09/24/24 Corp	31422XP97	9/24/2024	22 months	11/15/2022	4.8400%	10,000,000.00	-	-	-	-	10,207,044.61	-	125,033.34	242,000.00	10,090,077.95	9,979,494.70
FHLB 4.5 10/03/24 Corp	3130ATT31	10/3/2024	22 months	11/9/2022	4.5000%	10,000,000.00	13,750.00	(58,318.80)	-	-	10,163,013.51	7,730.76	116,250.00	225,000.00	10,061,994.27	9,968,614.80
US Treasury Note 91282CEQ0	91282CEQ0	5/15/2025	16 months	1/12/2024	2.7500%	5,000,000.00	21,909.34	(117,382.81)	-	-	4,934,181.09	22,084.60	34,686.74	68,750.00	4,922,202.43	4,886,621.10
FAMCA 4.54 07/16/25	31424WEW8	7/16/2025	18 months	1/16/2024	4.5400%	15,000,000.00	-	-	-	-	15,107,825.00	-	149,441.67	-	15,257,266.67	14,917,608.75
FHLMC 3137EAEX3	3137EAEX3	9/23/2025	19 months	2/2/2024	0.3750%	15,000,000.00	20,156.25	(930,518.45)	-	-	14,135,643.35	142,917.40	14,531.25	28,125.00	14,264,967.00	14,107,721.55
US Treasury Note 91282CFP1	91282CFP1	10/15/2025	20 months	2/2/2024	4.2500%	10,000,000.00	127,732.24	(4,687.50)	-	-	10,154,600.75	694.60	106,830.80	212,500.00	10,049,626.15	9,889,453.10
FFCB 3133EPL37	3133EPL37	12/8/2025	21 months	3/7/2024	4.6250%	15,000,000.00	171,510.42	(8,769.95)	15,162,740.47	-	14,991,230.05	1,176.48	335,572.92	-	15,327,979.45	14,912,892.05
FHLB 3130B0AL3	3130B0AL3	2/23/2026	23 months	3/7/2024	4.6500%	7,000,000.00	9,041.67	9,158.59	7,018,200.26	-	7,009,158.59	(1,096.50)	85,895.84	-	7,093,957.93	6,969,131.26
US Treasury Note 91282CFP1_2	91282CFP1_2	10/15/2025	19 months	3/7/2024	4.2500%	5,000,000.00	83,606.56	(32,812.50)	5,050,794.06	-	4,967,187.50	4,807.40	132,957.60	106,250.00	4,998,702.50	4,944,726.55
US Treasury Note 91282CFW6	91282CFW6	11/15/2025	20 months	3/7/2024	4.5000%	15,000,000.00	209,546.70	(31,640.63)	15,177,906.08	-	14,968,359.38	4,403.20	366,847.84	337,500.00	15,002,110.42	14,881,640.70
US Treasury Note 912828P46	912828P46	2/15/2026	21 months	5/14/2024	1.6250%	8,000,000.00	31,785.71	(436,250.00)	7,595,535.71	-	7,563,750.00	12,231.36	37,856.84	-	7,613,838.20	7,564,687.52
FFCB 3133EP7C3	3133EP7C3	4/1/2026	23 months	5/14/2024	4.6250%	5,000,000.00	27,621.53	(23,658.25)	5,003,963.28	-	4,976,341.75	619.92	39,184.03	-	5,016,145.70	4,971,081.00
FHLB 3130B0ZP7	3130B0ZP7	3/13/2026	22 months	5/14/2024	4.8750%	15,000,000.00	50,781.25	(4,950.00)	15,045,831.25	-	14,995,050.00	133.38	85,468.75	-	15,080,552.13	14,981,969.85
Total Securities at May 31, 2024						\$ 237,917,000.00	\$ 1,082,742.74	\$(1,566,102.99)	\$ 70,054,971.11	\$ 32,249,000.00	\$ 212,544,195.11	\$ 192,862.08	\$ 2,127,317.13	\$ 1,669,958.13	\$ 180,945,416.19	\$ 178,502,960.29

* The difference between the par value and beginning balance is a result of par value less any remaining discount or plus any remaining premium.

** Market Value stated on PNC month-end statement.

South Texas College
Checking Accounts
For the Quarter Ending May 31, 2024

Type of Deposit at PNC Bank	Fund	Checking No.	Interest Rate	Beginning Market Value March 1, 2024	For The Quarter Ended May 31, 2024				Ending Market Value May 31, 2024
					Cash Receipts	Cash Disbursements	Transfers In / (Out)	Interest Earned	
Public Funds Interest Checking	Operating	4941700656	2.78%, 3.87%	\$ 60,319,512.410	\$ 213,103,277.52	\$ (256,731,410.23)	\$ (18,100,296.25) (1)	\$ 257,151.22	\$ 16,948,530.92
Public Funds Interest Checking	Payroll	4941702635	2.78%, 3.24%	18,622.62	84,097,547.20	(84,106,576.77)	-	5,033.60	14,626.65
Public Funds Interest Checking	Student	4941593934	2.78%, 2.84%	637,499.90	7,434,218.48	(7,663,296.85)	-	2,656.43	411,077.96
Public Funds Interest Checking	Federal Draw Down	4941700648	2.78%	1,561.43	3,347,567.94	(3,350,982.21)	-	2,173.12	320.28
Public Funds Interest Checking	Interest & Sinking - Bond 96, 02, 03, 04, 07, 10, 13, 14 & 15	4941704067	2.78%, 3.25%	6,044,265.86	7,490,175.70	(11,245,683.79)	(5,000,000.00) (2)	16,865.63	2,305,623.40
Public Funds Interest Checking	Construction - E&G Transfer	4941715997	2.78%, 3.25%	1,586,706.71	17,708,624.93	(13,807,442.73)	7,200,102.92 (3)	32,398.74	5,520,287.65
Treasury Management Analysis Checking (Zero Balance Account)	Special	4944231867	0.0000%	-	1,997,713.40	(1,997,713.40)	-	-	-
Total Checking Accounts at May 31, 2024			3.0100%	\$ 66,608,168.93	\$ 335,179,125.17	\$ (378,903,105.98)	\$ (15,900,193.33)	\$ 316,278.74	\$ 25,200,466.86

(1) Transfers were made as follows:

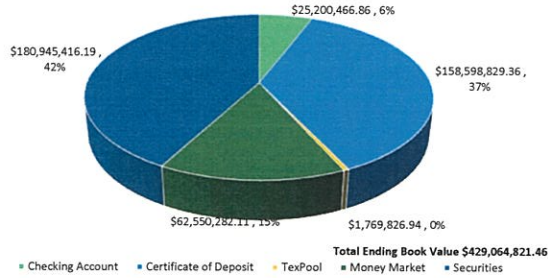
- a) Checking to Securities in March 2024
- b) Securities to Checking in March 2024
- c) Certificates of Deposit to Checking in April 2024
- d) Securities to Checking in April 2024
- e) Certificates of Deposit to Checking in May 2024
- f) Securities to Checking in May 2024
- g) Checking to Securities in May 2024

(2) Transfers were made as follows:

- a) Checking to Certificates of Deposit in March 2024

South Texas College
Investment Report - Fiscal Year 2023-2024
For the Three Months Ending May 31, 2024

Ending Book Value by Investment Type



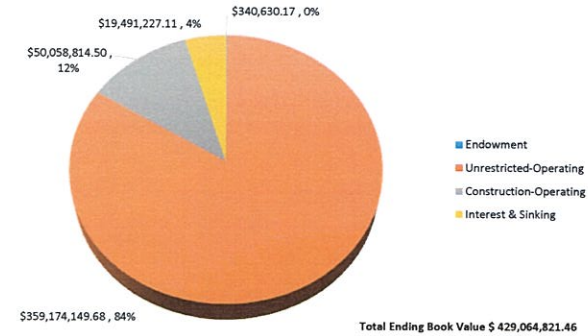
Interest Earned - Quarter ending 05/31/24



Investment Providers



Ending Book Value by Fund



Collateral Requirement

