

For any inquiries regarding the College's investments please contact:

Myriam Lopez, MBA  
Comptroller  
South Texas College  
Business Office  
3201 W. Pecan Ave.  
McAllen, TX 78501

email: [myriaml@southtexascollege.edu](mailto:myriaml@southtexascollege.edu)  
Operating #2  
Telephone No. (956) 872-4646  
Fax No. (956) 872-4647

**Investment Report**  
**Fiscal Year 2019-2020**  
**For the Three Months Ending May 31, 2020 - Unaudited**

**Investment Position of the Entity as of May 31, 2020**

Investment Type / Investment Provider	Rating	Fund	Account No.	Maturity Date	Term	Interest Rate **	Beginning Market Value March 1, 2020	Principal Additions & (Deductions)	Interest Earned	Ending Market Value May 31, 2020
<b>Certificate of Deposit</b>										
BBVA Compass Bank		Endowment - A. De Los Santos	6721405764	08/31/20	12 months	1.9300%	\$ 15,244.29	\$ -	\$ 74.27	\$ 15,318.56
BBVA Compass Bank		Endowment - Futuro Brillante	6721402310	08/31/20	12 months	1.9300%	202,033.44	-	984.43	203,017.87
BBVA Compass Bank		Endowment - Glen & Rita Roney	6721403899	08/31/20	12 months	1.9300%	117,827.57	-	574.12	118,401.69
BBVA Compass Bank		Unrestricted - Operating #55	6771342823	03/02/21	21 months	2.6600%	5,109,282.04	-	34,333.29	5,143,615.33
BBVA Compass Bank		Unrestricted - Operating #56	6771342505	04/02/21	22 months	2.6500%	5,108,867.18	-	34,201.15	5,143,068.33
BBVA Compass Bank		Unrestricted - Operating #57	6771342211	05/03/21	23 months	2.6400%	5,108,452.37	-	34,069.02	5,142,521.39
BBVA Compass Bank		Unrestricted - Operating #58	6774352846	03/02/20	7 months	2.3000%	5,074,202.58	(5,074,538.12)	335.54	(0.00)
BBVA Compass Bank		Unrestricted - Operating #59	6774353176	06/02/21	22 months	2.0900%	5,067,675.66	-	26,741.92	5,094,417.58
BBVA Compass Bank		Unrestricted - Operating #60	6774348075	07/02/21	23 months	2.0700%	3,040,016.30	-	15,889.30	3,055,905.60
BBVA Compass Bank		Interest & Sinking - #6	6775845943	07/31/20	11 months	1.9800%	9,094,151.91	-	45,462.55	9,139,614.46
BBVA Compass Bank		Interest & Sinking - ST CD 3998	6782603998	07/31/20	4 months	0.9900%	-	2,000,000.00	4,342.80	2,004,342.80
BTH Bank		Unrestricted - Operating #52	8124945	09/02/20	18 months	2.7200%	3,081,249.48	-	21,173.27	3,102,422.75
BTH Bank		Construction - Operating #6	8124956	03/02/21	24 months	2.7600%	5,137,432.07	-	35,822.98	5,173,255.05
LegacyTexas Bank		Unrestricted - Operating #38	60050003132	03/02/20	23 months	2.5500%	5,251,729.72	(5,252,094.77)	365.05	0.00
LegacyTexas Bank		Unrestricted - Operating #40	60050003921	04/01/20	23 months	2.6800%	5,250,617.21	(5,262,536.00)	11,918.79	0.00
LegacyTexas Bank		Unrestricted - Operating #41	60050003922	05/01/20	24 months	2.7000%	5,252,531.80	(5,276,194.86)	23,663.06	0.00
LegacyTexas Bank		Unrestricted - Operating #42	60050005907	08/03/20	23 months	2.9400%	5,220,674.78	-	38,677.42	5,259,352.20
LegacyTexas Bank		Unrestricted - Operating #43	60050005908	09/01/20	24 months	2.9600%	5,222,206.97	-	38,952.63	5,261,159.60
LegacyTexas Bank		Unrestricted - Operating #53	60050008375	08/03/20	17 months	2.6600%	4,105,865.30	-	27,514.73	4,133,380.03
LegacyTexas Bank		Unrestricted - Operating #54	60050008376	09/02/20	18 months	2.6800%	2,053,335.45	-	13,863.77	2,067,199.22
East West Bank		Unrestricted - Operating #44	172051044	10/01/20	24 months	3.0600%	10,423,699.12	-	80,704.14	10,504,403.26
East West Bank		Construction - Operating #5	172742104	07/01/20	19 months	2.9900%	5,206,904.65	-	39,388.14	5,246,292.79
East West Bank		Unrestricted - Operating #49	172839630	06/02/20	17 months	2.7100%	7,204,578.74	-	49,378.84	7,253,957.58
East West Bank		Unrestricted - Operating #50	172511059	07/02/20	18 months	2.7200%	10,293,349.12	-	70,809.84	10,364,158.96
East West Bank		Unrestricted - Operating #51	172536742	11/02/20	22 months	2.7250%	10,293,896.24	-	70,944.24	10,364,840.48
East West Bank		Unrestricted - Operating LT CD 3742	172983742	08/02/21	22 months	1.8000%	10,073,748.30	-	45,807.19	10,119,555.49
East West Bank		Unrestricted - Operating LT CD 5211	172795211	09/02/21	23 months	1.7900%	10,073,337.06	-	45,550.25	10,118,887.31
East West Bank		Unrestricted - Operating LT CD 2158	172982158	10/04/21	24 months	1.7800%	3,021,877.75	-	13,588.00	3,035,465.75
East West Bank		Unrestricted - Operating LT CD 1013	172681013	11/01/21	21 months	1.6400%	10,017,988.36	-	41,496.11	10,059,484.47
East West Bank		Unrestricted - Operating LT CD 9363	172879363	03/01/21	13 months	1.6900%	5,510,195.51	-	23,521.46	5,533,716.97
East West Bank		Construction - Operating LT CD 2683	172652683	10/04/21	24 months	1.7800%	3,021,877.75	-	13,588.00	3,035,465.75
East West Bank		Construction - Operating ST CD 6533	172146533	04/21/20	3 months	1.7200%	2,003,773.33	(2,008,594.65)	4,821.32	0.00
East West Bank		Construction - Operating ST CD 4081	172974081	07/19/20	6 months	1.7300%	4,480,274.73	-	19,578.66	4,499,853.39
East West Bank		Interest & Sinking - ST CD 3108	172473108	07/31/20	5 months	1.6300%	10,001,339.78	-	41,174.01	10,042,513.79
East West Bank		Unrestricted - Operating LT CD 1605	172571605	05/03/21	14 months	1.5300%	5,500,691.67	-	21,253.59	5,521,945.26
East West Bank		Unrestricted - Operating LT CD 7597	172007597	10/01/21	19 months	1.4800%	8,000,973.19	-	29,902.02	8,030,875.21
East West Bank		Unrestricted - Operating LT CD 8657	172518657	07/01/21	16 months	1.5300%	8,001,006.07	-	30,914.30	8,031,920.37
East West Bank		Interest & Sinking - ST CD 7625	172367625	07/30/20	2 months	0.5100%	-	1,000,000.00	279.49	1,000,279.49
East West Bank		Construction - Operating ST CD 9601	172059601	07/30/20	2 months	0.5100%	-	2,000,000.00	558.98	2,000,558.98
Bank OZK		Unrestricted - Operating ST CD 1841	6901721841	04/01/21	10 months	0.6010%	-	5,000,000.00	1,479.45	5,001,479.45
Bank OZK		Unrestricted - Operating LT CD 1844	6901721844	06/01/21	12 months	0.6010%	-	5,000,000.00	1,479.45	5,001,479.45
Bank OZK		Unrestricted - Operating LT CD 1853	6901721853	03/01/22	21 months	0.6810%	-	8,000,000.00	2,682.74	8,002,682.74
<b>Investment Pool</b>										
TexPool*		AAAm Interest & Sinking	7942700002			0.2685%	631,217.39	-	918.38	632,135.77
TexPool*		AAAm Construction - Operating Transfer	7942700003			0.2685%	10,960,134.53	-	15,946.10	10,976,080.63

**Investment Position of the Entity as of May 31, 2020**

Investment Type / Investment Provider	Rating	Fund	Account No.	Maturity Date	Term	Interest Rate **	Beginning Market Value March 1, 2020	Principal Additions & (Deductions)	Interest Earned	Ending Market Value May 31, 2020
<b>Money Market</b>										
NexBank		Unrestricted - Operating #3	1513688			0.5000%	30,148,270.37	-	51,071.58	30,199,341.95
Veritex Bank		Construction - Operating Transfer #2	5501198393			0.4300%	10,519,719.26	-	22,522.91	10,542,242.17
NexBank		Interest & Sinking #2	1514660			0.5000%	1,123,374.21	-	1,901.42	1,125,275.63
<b>Total Investments at May 31, 2020</b>							<b>\$ 255,025,623.25</b>	<b>\$ 126,041.60</b>	<b>\$ 1,150,220.70</b>	<b>\$ 256,301,885.55</b>

The difference between the beginning and ending market value is a result of accrued and earned interest and transfers to or from checking bank accounts and investment accounts.

Interest Earned - March 1, 2020 through May 31, 2020

Investment Type / Investment Provider	Rating	Fund	Account No.	Beginning Date	Maturity Date	Interest Rate	Interest Earned (1)			Interest Earned For the Period of March 1, 2020 through May 31, 2020
							March	April	May	
<b>Certificate of Deposit</b>										
BBVA Compass Bank		Endowment - A. De Los Santos	6761005764	09/01/18	08/31/19	1.9300%	\$ 24.99	\$ 24.22	\$ 25.06	\$ 74.27
BBVA Compass Bank		Endowment - Futuro Brillante	6721402310	09/01/18	08/31/19	1.9300%	331.19	320.99	332.25	984.43
BBVA Compass Bank		Endowment - Glen & Rita Roney	6721403899	09/01/18	08/31/19	1.9300%	193.15	187.20	193.77	574.12
BBVA Compass Bank		Unrestricted - Operating #55	6771342823	05/09/19	03/02/21	2.6600%	11,543.34	11,195.54	11,594.41	34,333.29
BBVA Compass Bank		Unrestricted - Operating #56	6771342505	05/09/19	04/02/21	2.6500%	11,499.01	11,152.44	11,549.70	34,201.15
BBVA Compass Bank		Unrestricted - Operating #57	6771342211	05/09/19	05/03/21	2.6400%	11,454.68	11,109.36	11,504.98	34,069.02
BBVA Compass Bank		Unrestricted - Operating #58	6774352846	07/11/19	03/02/20	2.3000%	335.54	-	-	335.54
BBVA Compass Bank		Unrestricted - Operating #59	6774353176	07/11/19	06/02/21	2.0900%	8,995.31	8,720.07	9,026.54	26,741.92
BBVA Compass Bank		Unrestricted - Operating #60	6774348075	07/11/19	07/02/21	2.0700%	5,344.85	5,181.23	5,363.22	15,889.30
BBVA Compass Bank		Interest & Sinking - #6	6775845943	08/22/19	07/31/20	1.9800%	15,294.24	14,824.07	15,344.24	45,462.55
BBVA Compass Bank		Interest & Sinking - ST CD 3998	6782603998	03/13/20	07/31/20	0.9900%	1,030.68	1,628.22	1,683.90	4,342.80
BTH Bank		Unrestricted - Operating #52	8124945	03/08/19	9/2/2020	2.7200%	7,118.35	6,904.29	7,150.63	21,173.27
BTH Bank		Construction - Operating #6	8124956	03/08/19	3/2/2021	2.7600%	12,043.11	11,681.35	12,098.52	35,822.98
LegacyTexas Bank		Unrestricted - Operating #38	60050003132	03/28/18	03/02/20	2.5500%	365.05	-	-	365.05
LegacyTexas Bank		Unrestricted - Operating #40	60050003921	05/04/18	04/01/20	2.6800%	11,918.79	-	-	11,918.79
LegacyTexas Bank		Unrestricted - Operating #41	60050003922	05/04/18	05/01/20	2.7000%	12,012.11	11,650.95	-	23,663.06
LegacyTexas Bank		Unrestricted - Operating #42	60050005907	09/11/18	08/03/20	2.9400%	13,001.00	12,611.97	13,064.45	38,677.42
LegacyTexas Bank		Unrestricted - Operating #43	60050005908	09/11/18	09/01/20	2.9600%	13,093.30	12,701.70	13,157.63	38,952.63
LegacyTexas Bank		Unrestricted - Operating #53	60050008375	03/08/19	08/03/20	2.6600%	9,250.83	8,972.16	9,291.74	27,514.73
LegacyTexas Bank		Unrestricted - Operating #54	60050008376	03/08/19	09/02/20	2.6800%	4,661.11	4,520.77	4,681.89	13,863.77
East West Bank		Unrestricted - Operating #44	172051044	10/23/18	10/01/20	3.0600%	27,124.29	26,316.51	27,263.34	80,704.14
East West Bank		Construction - Operating #5	172742104	10/23/18	07/01/20	2.9900%	13,238.95	12,843.93	13,305.26	39,388.14
East West Bank		Unrestricted - Operating #49	172839630	02/07/19	06/02/20	2.7100%	16,600.86	16,101.77	16,676.21	49,378.84
East West Bank		Unrestricted - Operating #50	172511059	02/07/19	07/02/20	2.7200%	23,805.63	23,090.12	23,914.09	70,809.84
East West Bank		Unrestricted - Operating #51	172536742	02/07/19	11/02/20	2.7250%	23,850.71	23,133.95	23,959.58	70,944.24
East West Bank		Unrestricted - Operating LT CD 3742	172983742	10/04/19	08/02/21	1.8000%	15,411.82	14,937.12	15,458.25	45,807.19
East West Bank		Unrestricted - Operating LT CD 5211	172795211	10/04/19	09/02/21	1.7900%	15,325.50	14,853.33	15,371.42	45,550.25
East West Bank		Unrestricted - Operating LT CD 2158	172982158	10/04/19	10/04/21	1.7800%	4,571.76	4,430.86	4,585.38	13,588.00
East West Bank		Unrestricted - Operating LT CD 1013	172681013	01/21/20	11/01/21	1.6400%	13,963.23	13,531.33	14,001.55	41,496.11
East West Bank		Unrestricted - Operating LT CD 9363	172879363	01/21/20	03/01/21	1.6900%	7,914.52	7,670.03	7,936.91	23,521.46
East West Bank		Construction - Operating LT CD 2683	172652683	10/04/19	10/04/21	1.7800%	4,571.76	4,430.86	4,585.38	13,588.00
East West Bank		Construction - Operating ST CD 6533	172146533	01/21/20	04/21/20	1.7200%	2,929.23	1,892.09	-	4,821.32
East West Bank		Construction - Operating ST CD 4081	172974081	01/21/20	07/19/20	1.7300%	6,587.62	6,384.34	6,606.70	19,578.66
East West Bank		Interest & Sinking - ST CD 3108	172473108	02/27/20	07/31/20	1.6300%	13,854.96	13,426.30	13,892.75	41,174.01
East West Bank		Unrestricted - Operating LT CD 1605	172571605	02/27/20	05/03/21	1.5300%	7,152.38	6,930.52	7,170.69	21,253.59
East West Bank		Unrestricted - Operating LT CD 7597	172007597	02/27/20	10/01/21	1.4800%	10,063.22	9,750.65	10,088.15	29,902.02
East West Bank		Unrestricted - Operating LT CD 8657	172518657	02/27/20	07/01/21	1.5300%	10,403.46	10,080.75	10,430.09	30,914.30
East West Bank		Interest & Sinking - ST CD 7625	172367625	05/12/20	07/30/20	0.5100%	-	-	279.49	279.49
East West Bank		Construction - Operating ST CD 9601	172059601	05/12/20	07/30/20	0.5100%	-	-	558.98	558.98
Bank OZK		Unrestricted - Operating ST CD 1841	6901721841	05/14/20	04/01/21	0.6010%	-	-	1,479.45	1,479.45
Bank OZK		Unrestricted - Operating LT CD 1844	6901721844	05/14/20	06/01/21	0.6010%	-	-	1,479.45	1,479.45
Bank OZK		Unrestricted - Operating LT CD 1853	6901721853	05/14/20	03/01/22	0.6810%	-	-	2,682.74	2,682.74
<b>Investment Pool</b>										
TexPool (2)		AAAm Interest & Sinking	7942700002			0.2685%	537.90	236.37	144.11	918.38
TexPool (2)		AAAm Construction - Operating Transfer	7942700003			0.2685%	9,339.91	4,103.93	2,502.26	15,946.10

**Interest Earned - March 1, 2020 through May 31, 2020**

Investment Type / Investment Provider	Rating	Fund	Account No.	Beginning Date	Maturity Date	Rate	Interest			Interest Earned For the Period of March 1, 2020 through May 31, 2020
							March	April	May	
<b>Money Market</b>										
NexBank		Unrestricted - Operating #3	1513688			0.5000%	25,848.71	12,401.93	12,820.94	51,071.58
Veritex Bank		Construction - Operating Transfer #2	5501198393			0.4300%	13,306.71	5,367.52	3,848.68	22,522.91
NexBank		Interest & Sinking #2	1514660			0.5000%	961.64	462.08	477.70	1,901.42
<b>Total Interest Earned - March 1, 2020 through May 31, 2020</b>							<b>\$ 416,875.40</b>	<b>\$ 365,762.82</b>	<b>\$ 367,582.48</b>	<b>\$ 1,150,220.70</b>

(1) Includes Accrued Interest (2) Average Monthly Rate for TexPool

**BBVA Compass Bank - The depository funds are collateralized by the following:**

Irrevocable Standby Letter of Credit Number: 153391 - Expires at 5:00 p.m. Eastern Time, on April 22, 2021 Federal Home Loan Bank of Atlanta at 1475 Peachtree Street N. E., Atlanta, Georgia 30309	\$ 100,000,000.00
FDIC - Checking Accounts	250,000.00
FDIC - Certificate of Deposits	250,000.00
<b>Total Collateral as of May 31, 2020</b>	<b><u>\$ 100,500,000.00</u></b>
Checking Accounts	\$ 28,888,805.72
Certificates of Deposit	35,060,223.61
Total BBVA Compass Bank Account Balances	<u>\$ 63,949,029.33</u>
100% Collateral Required	<u>\$ 63,949,029.33</u>

**Bank OZK - The depository funds are collateralized by the following:**

Irrevocable Standby Letter of Credit Number: 10004782 - Expires on April 5, 2021 Federal Home Loan Bank of Dallas at 8500 Freeport Parkway South, Suite 100, Irving, Texas 75063-2547	5,050,000.00
Irrevocable Standby Letter of Credit Number: 10004783 - Expires on June 3, 2021 Federal Home Loan Bank of Dallas at 8500 Freeport Parkway South, Suite 100, Irving, Texas 75063-2547	5,050,000.00
Irrevocable Standby Letter of Credit Number: 10004784 - Expires on March 3, 2022 Federal Home Loan Bank of Dallas at 8500 Freeport Parkway South, Suite 100, Irving, Texas 75063-2547	8,150,000.00
<b>Total Collateral as of May 31, 2020</b>	<b><u>\$ 18,250,000.00</u></b>
FDIC - Certificate of Deposits	250,000.00
<b>Total Collateral as of May 31, 2020</b>	<b><u>\$ 18,500,000.00</u></b>
Total Bank OZK Account Balances	<u>\$ 18,005,641.64</u>
100% Collateral Required	<u>\$ 18,005,641.64</u>

**East West Bank - The depository funds are collateralized by the following:**

Irrevocable Letter of Credit Number: 2018-712 - Amendment 7. Expires on November 5, 2021 Federal Home Loan Bank of San Francisco at 600 California Street, Suite 300, San Francisco, CA 94108	125,736,871.00
<b>Total Collateral as of May 31, 2020</b>	<b><u>\$ 125,736,871.00</u></b>
FDIC - Certificate of Deposits	250,000.00
<b>Total Collateral as of May 31, 2020</b>	<b><u>\$ 125,986,871.00</u></b>
Total East West Bank Account Balances	<u>\$ 124,764,175.30</u>
100% Collateral Required	<u>\$ 124,764,175.30</u>

**Veritex Bank - The depository funds are collateralized by the following:**

Irrevocable Standby Letter of Credit Number: 4854000131 - Amendment 1. Expires on September 14, 2020 Federal Home Loan Bank of Dallas at 8500 Freeport Parkway South, Suite 100, Irving, Texas 75063-2547	4,183,782.00
Irrevocable Standby Letter of Credit Number: 4854000131 - Amendment 1. Expires on September 14, 2020 Federal Home Loan Bank of Dallas at 8500 Freeport Parkway South, Suite 100, Irving, Texas 75063-2547	3,835,000.00
Irrevocable Standby Letter of Credit Number: 1463001173 - Amendment 2. Expires on November 4, 2020 Federal Home Loan Bank of Dallas at 8500 Freeport Parkway South, Suite 100, Irving, Texas 75063-2547	2,400,000.00
<b>Total Collateral as of May 31, 2020</b>	<b><u>\$ 10,418,782.00</u></b>
FDIC - Money Market	250,000.00
<b>Total Collateral as of May 31, 2020</b>	<b><u>\$ 10,668,782.00</u></b>
Total Veritex Bank Account Balances	<u>\$ 10,542,242.17</u>
100% Collateral Required	<u>\$ 10,542,242.17</u>

**NexBank - The depository funds are 100% FDIC Insured, through a spread program:**

FDIC - Money Market Insured Cash Sweep FDIC Insured as of May 31, 2020	31,324,617.58
<b>Total Collateral as of May 31, 2020</b>	<b><u>\$ 31,324,617.58</u></b>
Total NexBank Account Balances	<u>\$ 31,324,617.58</u>
FDIC Insurance Required	<u>\$ 31,324,617.58</u>

**LegacyTexas Bank - The depository funds are collateralized by the following:**

Irrevocable Standby Letter of Credit Number: 9554001547. Expires on August 6, 2020 Federal Home Loan Bank of Dallas at 8500 Freeport Parkway South, Suite 600, Irving, Texas 75063-2547	4,275,000.00
Irrevocable Standby Letter of Credit Number: 9554001365. Expires on August 7, 2020 Federal Home Loan Bank of Dallas at 8500 Freeport Parkway South, Suite 600, Irving, Texas 75063-2547	5,425,000.00
Irrevocable Standby Letter of Credit Number: 9554001366. Expires on September 4, 2020 Federal Home Loan Bank of Dallas at 8500 Freeport Parkway South, Suite 600, Irving, Texas 75063-2547	5,450,000.00
Irrevocable Standby Letter of Credit Number: 9554001548. Expires on September 8, 2020 Federal Home Loan Bank of Dallas at 8500 Freeport Parkway South, Suite 600, Irving, Texas 75063-2547	2,150,000.00
	<b>\$ 17,300,000.00</b>
FDIC - Certificate of Deposits	250,000.00
<b>Total Collateral as of May 31, 2020</b>	<b>\$ 17,550,000.00</b>
Total LegacyTexas Bank Account Balances	<b>\$ 16,721,091.05</b>
100% Collateral Required	<b>\$ 16,721,091.05</b>

**BTH Bank - The depository funds are collateralized by the following:**

Security Type	Cusip No.	Maturity Date	Coupon Rate	Face	Par	Book Value May 31, 2020	Market Value May 31, 2020
Silverton ISD-Bldg TX 28	828505DD6	2/15/2028	4.000%	375,000.00	375,000.00	423,431.01	432,393.75
Orange Cnty TX TX 28	684643HS1	3/1/2028	2.250%	435,000.00	435,000.00	446,836.28	461,704.65
Copperas Cove TX 28	217597WJ8	8/15/2028	2.250%	270,000.00	270,000.00	273,072.68	274,482.00
Ingleside ISD TX 28	457056JG5	8/15/2028	4.000%	430,000.00	430,000.00	483,623.87	496,095.30
Portland Util-Ref TX 28	736846FW1	9/1/2028	4.000%	300,000.00	300,000.00	310,005.52	311,133.00
Longview ISD-Ref TX 30	543264WR2	2/15/2030	4.000%	1,000,000.00	1,000,000.00	1,083,881.36	1,156,030.00
Lufkin ISD-Ref TX 31	549815ML9	8/15/2031	3.000%	680,000.00	680,000.00	698,420.28	737,684.40
Muenster ISD-B-Ref TX 31	624777GH5	8/15/1931	4.000%	540,000.00	540,000.00	578,247.05	616,896.00
Argyle ISD-B-Bldg TX 34	040319B95	8/15/2034	4.000%	1,000,000.00	1,000,000.00	1,084,363.59	1,169,850.00
Spring ISD-Ref TX 34	8500004V9	8/15/2034	4.000%	1,000,000.00	1,000,000.00	1,070,832.31	1,156,000.00
Boerne ISD-Bldg TX 35	097067LU4	2/1/2035	4.000%	1,000,000.00	1,000,000.00	1,071,227.84	1,150,330.00
Alvin ISD-Ref TX 35	022447E69	2/15/2035	4.000%	1,000,000.00	1,000,000.00	1,052,043.34	1,135,230.00
				<b>\$ 8,030,000.00</b>	<b>\$ 8,030,000.00</b>	<b>\$ 8,575,985.13</b>	<b>\$ 9,097,829.10</b>
FDIC - Certificate of Deposits						250,000.00	250,000.00
<b>Total Collateral as of May 31, 2020</b>						<b>\$ 8,825,985.13</b>	<b>\$ 9,347,829.10</b>
Total BTH Bank Account Balances							<b>\$ 8,275,677.80</b>
102% Collateral Required							<b>\$ 8,441,191.36</b>

**Grand Total - Checking and Investment Account Balance**

Checking Accounts	
BBVA Compass Bank Checking	\$ 28,888,805.72
Investment Accounts	
BBVA Compass Bank	35,060,223.61
Bank OZK	18,005,641.64
East West Bank	124,764,175.30
LegacyTexas Bank	16,721,091.05
Veritex Bank	10,542,242.17
NexBank	31,324,617.58
BTH Bank	8,275,677.80
TexPool	11,608,216.40
Total Investments	<u>256,301,885.55</u>
Total Portfolio	\$ 285,190,691.27
less TexPool	(11,608,216.40)
Total Account Balance to be Collateralized	<u>\$ 273,582,474.87</u>


**Grand Total - Checking and Investment Account Collateral**


102% (100% LOC) Collateral Required	
BBVA Compass Bank	63,949,029.33
Bank OZK	18,005,641.64
East West Bank	124,764,175.30
LegacyTexas Bank	16,721,091.05
Veritex Bank	10,542,242.17
NexBank (100% FDIC Insured)	31,324,617.58
BTH Bank	8,441,191.36
Total Collateral Required	<u>\$ 273,747,988.43</u>
Collateral	
BBVA Compass Bank	100,500,000.00
Bank OZK	18,500,000.00
East West Bank	125,986,871.00
LegacyTexas Bank	17,550,000.00
Veritex Bank	10,668,782.00
BTH Bank	9,347,829.10
NexBank (100% FDIC Insured)	31,324,617.58
Total Collateral	<u>\$ 313,878,099.68</u>


The College's investments are in compliance with:

- (A) the investment strategy expressed in the College investment policy; and
- (B) relevant provisions of Chapter 2256 of the Public Funds Investment Act.

The primary objective of all investments activity is the preservation of capital and the safety of principal in the overall portfolio in accordance with STC's Board approved Investment Policy. The depository bank paid the College the highest rate of interest possible at the time of investment and in accordance with the depository bank contract.

  
\_\_\_\_\_  
Maria G. Elizondo, Vice President for Finance and Administrative Services

  
\_\_\_\_\_  
Myriam Lopez, Comptroller

  
\_\_\_\_\_  
Paul R. Rodriguez, Board of Trustees, Designated Investment Officer

June 23, 2020  
Date

June 23, 2020  
Date

June 23, 2020  
Date



South Texas College  
Checking Accounts  
For the Quarter Ending May 31, 2020

Type of Deposit at	Fund	Checking No.	Interest Rate	Beginning Market Value March 1, 2020	For The Quarter Ended May 31, 2020					Ending Market Value * May 31, 2020	
					Cash Receipts	Cash Disbursements	Transfers In / (Out)	Interest Earned	Accrued Interest		
Public Funds Interest Checking	Operating	51015560	0.5000%	\$ 15,342,074.97	\$ 54,960,344.37	\$ (64,153,077.16)	\$ 2,865,363.75	( 1 ) \$ 41,313.15	\$ 8,242.07	\$ 6,198,897.40	
Public Funds Interest Checking	Operating Reserve**	6734303834	0.0000%	20,000,000.00	\$ -	-	-	-	-	20,000,000.00	
Public Funds Interest Checking	Payroll	51025558	0.5000%	306,333.26	18,974,537.84	(18,790,862.01)	-	1,628.26	239.06	491,876.41	
Public Funds Interest Checking	Student	41376536	0.5000%	444,799.58	5,506,408.60	(5,236,170.10)	-	536.31	311.69	715,886.08	
Public Funds Interest Checking	Federal Draw Down	51015544	0.5000%	0.00	7,864,025.30	(7,613,484.70)	-	326.40	106.89	250,973.89	
Public Funds Interest Checking	Interest & Sinking - Bond 96, 02, 03, 04, 07, 10, 13, 14 & 15	51029782	0.5000%	2,203,710.47	1,556,532.55	(3,000,000.00)	(3,000,000.00)	( 2 ) 2,746.63	427.63	763,417.28	
Public Funds Interest Checking	Construction - E&G Transfer	51067625	0.5000%	950,846.51	2,014,152.56	(2,499,375.16)	8,594.65	( 3 ) 1,576.85	553.90	467,754.66	
Treasury Management Analysis Checking (Zero Balance Account)	Special	2530032925	0.0000%	-	448,974.84	(448,974.84)	-	-	-	-	
<b>Total Checking Accounts at May 31, 2020</b>				<b>0.3750%</b>	<b>\$ 39,247,764.79</b>	<b>\$ 91,324,976.06</b>	<b>\$ (101,741,943.97)</b>	<b>\$ (126,041.60)</b>	<b>\$ 48,127.60</b>	<b>\$ 9,881.24</b>	<b>\$ 28,888,805.72</b>

\* Ending Market Value reflect the BBVA Compass Bank available balance as of May 31, 2020 including accrued interest.

\*\*Non-Interest Bearing Account to serve as the minimum monthly average balance in order for BBVA Compass to waive bank fees.

- (1) Transfers were made as follows:  
a) Certificate of Deposit to Checking in March 2020  
b) Certificate of Deposit to Checking in March 2020  
c) Certificate of Deposit to Checking in April 2020  
d) Certificate of Deposit to Checking in May 2020  
e) Checking to Certificate of Deposit in May 2020  
f) Checking to Certificate of Deposit in May 2020  
g) Checking to Certificate of Deposit in May 2020
- (2) Transfers were made as follows:  
a) Checking to Certificate of Deposit in March 2020  
b) Checking to Certificate of Deposit in May 2020
- (3) Transfers were made as follows:  
a) Certificate of Deposit to Checking in April 2020  
b) Checking to Certificate of Deposit in May 2020

South Texas College  
Investment Reports  
May 31, 2020

