

For any inquiries regarding the College's investments please contact:

Myriam Lopez, MBA
Comptroller
South Texas College
Business Office
3201 W. Pecan Ave.
McAllen, TX 78501

email: myriaml@southtexascollege.edu
Operating #2
Telephone No. (956) 872-4646
Fax No. (956) 872-4647

Investment Report
Fiscal Year 2021-2022
For the Three Months Ending February 28, 2022 - Unaudited

Investment Position of the Entity as of February 28, 2022

Investment Type / Investment Provider	Rating	Fund	Account No.	Maturity Date	Term	Interest Rate **	Beginning Market Value December 1, 2021	Principal Additions & (Deductions)	Interest Earned	Ending Market Value February 28, 2022
Certificate of Deposit										
Prosperity Bank		Endowment - A. De Los Santos	434000154	09/01/22	12 months	0.1500%	\$ 15,105.64	\$ -	\$ 5.58	\$ 15,111.22
Prosperity Bank		Endowment - Futuro Brillante	434000152	09/01/22	12 months	0.1500%	200,174.85	-	74.04	200,248.89
Prosperity Bank		Endowment - Glen & Rita Roney	434000153	09/01/22	12 months	0.1500%	116,743.65	-	43.18	116,786.83
Prosperity Bank		Unrestricted - Operating LT CD 0166	434000166	03/15/23	18 months	0.1500%	2,000,567.18	-	740.03	2,001,307.21
Prosperity Bank		Construction - Operating LT CD 0165	434000165	10/14/22	13 months	0.1500%	4,001,134.34	-	1,480.04	4,002,614.38
Prosperity Bank		Construction - Operating LT CD 0167	434000167	04/14/23	19 months	0.1500%	4,001,134.34	-	1,480.04	4,002,614.38
PNC Bank		Unrestricted - Operating LT CD 4232	12100064232	04/15/22	19 months	0.2500%	4,012,264.07	-	2,473.84	4,014,737.91
PNC Bank		Unrestricted - Operating LT CD 4233	12100064233	05/16/22	20 months	0.2500%	4,012,264.07	-	2,473.84	4,014,737.91
PNC Bank		Unrestricted - Operating LT CD 4231	12100064231	06/15/22	21 months	0.2500%	4,012,264.07	-	2,473.84	4,014,737.91
East West Bank		Unrestricted - Operating LT CD 2158	172982158	10/04/21	24 months	1.7800%	0.00	-	-	0.00
East West Bank		Unrestricted - Operating LT CD 1013	172681013	11/01/21	21 months	1.6400%	(0.00)	-	-	(0.00)
East West Bank		Construction - Operating LT CD 2683	172652683	10/04/21	24 months	1.7800%	0.00	-	-	0.00
East West Bank		Unrestricted - Operating LT CD 7597	172007597	10/01/21	19 months	1.4800%	(0.00)	-	-	(0.00)
East West Bank		Interest & Sinking - ST CD 2581	172042581	01/28/22	5 months	0.1100%	8,252,561.29	(8,254,003.91)	1,442.62	(0.00)
East West Bank		Construction - Operating LT CD 0838	172180838	11/30/22	12 months	0.2300%	3,772,811.52	-	2,140.26	3,774,951.78
East West Bank		Interest & Sinking - ST CD 2880	172092880	07/31/22	5 months	0.5400%	-	12,000,000.00	3,906.35	12,003,906.35
Bank OZK		Unrestricted - Operating LT CD 1844	6901721844	06/01/23	24 months	0.2410%	5,037,706.55	-	2,994.23	5,040,700.78
Bank OZK		Unrestricted - Operating LT CD 1853	6901721853	03/01/22	21 months	0.6810%	8,084,904.99	-	13,583.52	8,098,488.51
Bank OZK		Unrestricted - Operating LT CD 7152	6901777152	06/15/22	21 months	0.3400%	5,020,812.90	-	4,210.40	5,025,023.30
Bank OZK		Unrestricted - Operating LT CD 7149	6901777149	05/18/22	20 months	0.3300%	5,020,199.61	-	4,086.03	5,024,285.64
Bank OZK		Unrestricted - Operating LT CD 7146	6901777146	04/19/22	19 months	0.3200%	5,019,586.37	-	3,961.70	5,023,548.07
Bank OZK		Unrestricted - Operating LT CD 7934	6901787934	07/15/22	21 months	0.2800%	3,009,390.52	-	2,085.61	3,011,476.13
Bank OZK		Unrestricted - Operating LT CD 7943	6901787943	08/15/22	22 months	0.2800%	3,009,390.52	-	2,085.61	3,011,476.13
Bank OZK		Unrestricted - Operating LT CD 7946	6901787946	09/15/22	23 months	0.2800%	4,012,520.71	-	2,780.81	4,015,301.52
Bank OZK		Unrestricted - Operating LT CD 7245	6901807245	03/15/22	11 months	0.2110%	2,002,753.32	-	1,042.17	2,003,795.49
Bank OZK		Unrestricted - Operating LT CD 7251	6901807251	11/15/22	19 months	0.2410%	4,006,290.13	-	2,381.20	4,008,671.33
Bank OZK		Unrestricted - Operating LT CD 7254	6901807254	03/15/23	23 months	0.2410%	4,006,290.13	-	2,381.20	4,008,671.33
Bank OZK		Unrestricted - Operating LT CD 8045	6901818045	07/14/23	23 months	0.1810%	5,002,554.30	-	2,232.98	5,004,787.28
Bank OZK		Unrestricted - Operating LT CD 8048	6901818048	08/15/23	24 months	0.2010%	5,002,836.61	-	2,479.90	5,005,316.51

Investment Position of the Entity as of February 28, 2022

Investment Type / Investment Provider	Rating	Fund	Account No.	Maturity Date	Term	Interest Rate **	Beginning Market Value December 1, 2021	Principal Additions & (Deductions)	Interest Earned	Ending Market Value February 28, 2022
Certificate of Deposit										
Texas Regional Bank		Unrestricted - Operating LT CD 1646	321646	06/15/22	21 months	0.5000%	1,006,124.52	-	1,240.42	1,007,364.94
Texas Regional Bank		Unrestricted - Operating LT CD 1638	321638	05/16/22	20 months	0.4500%	1,005,510.72	-	1,115.70	1,006,626.42
Texas Regional Bank		Unrestricted - Operating LT CD 1620	321620	04/15/22	19 months	0.4500%	1,005,510.72	-	1,115.70	1,006,626.42
Texas Regional Bank		Unrestricted - Operating LT CD 3485	323485	11/15/22	22 months	0.3800%	4,012,801.66	-	3,759.88	4,016,561.54
Texas Regional Bank		Unrestricted - Operating LT CD 3493	323493	12/15/22	23 months	0.4000%	10,033,684.84	-	9,896.10	10,043,580.94
Texas Regional Bank		Unrestricted - Operating LT CD 3758	323758	10/14/22	19 months	0.3800%	6,017,946.31	-	5,638.63	6,023,584.94
Texas Regional Bank		Unrestricted - Operating LT CD 3766	323766	09/15/22	18 months	0.3800%	8,022,037.53	-	6,923.02	8,028,960.55
Texas Regional Bank		Unrestricted - Operating LT CD 3774	323774	08/15/22	17 months	0.3500%	1,002,754.68	-	865.37	1,003,620.05
Texas Regional Bank		Construction - Operating ST CD 3790	323790	02/15/22	11 months	0.3500%	2,005,509.39	(2,007,091.68)	1,582.29	(0.00)
Texas Regional Bank		Unrestricted - Operating LT CD 4251	324251	08/15/22	17 months	0.3000%	2,004,342.86	-	1,482.66	2,005,825.52
Texas Regional Bank		Unrestricted - Operating LT CD 4269	324269	10/15/22	19 months	0.3500%	2,005,067.28	-	1,730.39	2,006,797.67
Texas Regional Bank		Unrestricted - Operating LT CD 4277	324277	11/15/22	20 months	0.3500%	6,015,201.82	-	5,191.20	6,020,393.02
Texas Regional Bank		Unrestricted - Operating LT CD 4830	324830	04/14/23	24 months	0.2700%	10,016,134.12	-	6,668.22	10,022,802.34
Texas Regional Bank		Unrestricted - Operating LT CD 4814	324814	04/15/22	12 months	0.1800%	3,003,226.29	-	1,332.92	3,004,559.21
Texas Regional Bank		Unrestricted - Operating LT CD 4822	324822	03/15/23	23 months	0.2500%	5,007,469.22	-	3,086.78	5,010,556.00
Texas Regional Bank		Unrestricted - Operating LT CD 4962	324962	05/07/23	24 months	0.2000%	10,011,401.44	-	4,937.11	10,016,338.55
Texas Regional Bank		Unrestricted - Operating LT CD 6447	326447	10/14/22	13 months	0.1300%	5,001,228.77	-	1,603.13	5,002,831.90
Texas Regional Bank		Unrestricted - Operating LT CD 6462	326462	08/15/23	23 months	0.1700%	5,001,606.85	-	2,096.56	5,003,703.41
Texas Regional Bank		Unrestricted - Operating LT CD 6454	326454	12/15/22	15 months	0.1300%	5,001,228.77	-	1,603.13	5,002,831.90
Allegiance Bank		Unrestricted - Operating LT CD 6277	5000026277	10/14/22	24 months	0.3000%	2,006,682.77	-	1,484.39	2,008,167.16
Allegiance Bank		Unrestricted - Operating LT CD 9610	5000029610	07/15/22	16 months	0.1500%	7,007,597.26	-	2,591.85	7,010,189.11
Allegiance Bank		Unrestricted - Operating LT CD 9628	5000029628	08/15/22	17 months	0.1500%	4,004,341.28	-	1,481.06	4,005,822.34
Allegiance Bank		Construction - Operating LT CD 9743	5000029743	03/11/22	12 months	0.1500%	751,819.75	-	278.06	752,097.81
Allegiance Bank		Construction - Operating LT CD 9602	5000029602	03/10/22	12 months	0.1500%	3,003,255.97	-	1,110.76	3,004,366.73
Veritex Bank		Unrestricted - Operating LT CD 4655	9009004655	06/15/23	23 months	0.2000%	10,007,782.20	-	4,935.32	10,012,717.52
Veritex Bank		Unrestricted - Operating LT CD 4656	9009004656	07/14/23	24 months	0.2000%	8,006,225.76	-	3,948.26	8,010,174.02
Veritex Bank		Unrestricted - Operating LT CD 4703	9009004703	09/15/23	24 months	0.2500%	10,006,234.17	-	6,169.49	10,012,403.66
Investment Pool										
TexPool*	AAA+	Interest & Sinking	7942700002			0.0632%	632,884.50	-	71.06	632,955.56
TexPool*	AAA+	Construction - Operating Transfer	7942700003			0.0632%	988,063.77	-	110.98	988,174.75
Money Market										
NexBank		Unrestricted - Operating #3	1513688			0.4000%	30,401,509.22	-	29,997.18	30,431,506.40
Veritex Bank		Construction - Operating Transfer #2	5501198393			0.1000%	10,565,157.87	(9,000,000.00)	2,131.03	1,567,288.90
NexBank		Interest & Sinking #2	1514660			0.4000%	1,132,808.30	-	1,117.74	1,133,926.04
Prosperity Bank		Interest & Sinking	221486698			0.1500%	5,002,137.31	-	1,829.79	5,003,967.10
Prosperity Bank		Construction - Operating	221486604			0.1500%	15,005,384.44	(3,000,000.00)	5,328.71	12,010,713.15
Prosperity Bank		Unrestricted - Operating	221487015			0.1500%	13,001,495.89	-	4,809.38	13,006,305.27
Texas Regional Bank		Construction - Operating	1575554			0.2100%	-	12,000,000.00	1,035.62	12,001,035.62
Total Investments at February 28, 2022							\$ 301,334,429.93	\$ 1,738,904.41	\$ 195,338.91	\$ 303,268,673.25

The difference between the beginning and ending market value is a result of accrued and earned interest and transfers to or from checking bank accounts and investment accounts.

Interest Earned - December 1, 2021 through February 28, 2022

Investment Type / Investment Provider	Rating	Fund	Account No.	Beginning Date	Maturity Date	Interest Rate	Interest Earned (1)			Interest Earned For the Period of December 1, 2021 through February 28 2022
							December	January	February	
Certificate of Deposit										
Prosperity Bank		Endowment - A. De Los Santos	434000154	09/01/21	09/01/22	0.1500%	\$ 1.92	\$ 1.92	\$ 1.74	\$ 5.58
Prosperity Bank		Endowment - Futuro Brillante	434000152	09/01/21	09/01/22	0.1500%	25.50	25.50	23.04	74.04
Prosperity Bank		Endowment - Glen & Rita Roney	434000153	09/01/21	09/01/22	0.1500%	14.87	14.87	13.44	43.18
Prosperity Bank		Unrestricted - Operating LT CD 0166	434000166	09/23/21	03/15/23	0.1500%	254.87	254.90	230.26	740.03
Prosperity Bank		Construction - Operating LT CD 0165	434000165	09/23/21	10/14/22	0.1500%	509.73	509.80	460.51	1,480.04
Prosperity Bank		Construction - Operating LT CD 0167	434000167	09/23/21	04/14/23	0.1500%	509.73	509.80	460.51	1,480.04
PNC Bank		Unrestricted - Operating LT CD 4232	12100064232	09/10/20	04/15/22	0.2500%	851.93	852.11	769.80	2,473.84
PNC Bank		Unrestricted - Operating LT CD 4233	12100064233	09/10/20	05/16/22	0.2500%	851.93	852.11	769.80	2,473.84
PNC Bank		Unrestricted - Operating LT CD 4231	12100064231	09/10/20	06/15/22	0.2500%	851.93	852.11	769.80	2,473.84
East West Bank		Unrestricted - Operating LT CD 2158	172982158	10/04/19	10/04/21	1.7800%	-	-	-	-
East West Bank		Unrestricted - Operating LT CD 1013	172681013	01/21/20	11/01/21	1.6400%	-	-	-	-
East West Bank		Construction - Operating LT CD 2683	172652683	10/04/19	10/04/21	1.7800%	-	-	-	-
East West Bank		Unrestricted - Operating LT CD 7597	172007597	02/27/20	10/01/21	1.4800%	-	-	-	-
East West Bank		Interest & Sinking - ST CD 2581	172042581	08/19/21	01/28/22	0.1100%	771.02	671.60	-	1,442.62
East West Bank		Construction - Operating LT CD 0838	172180838	11/22/21	11/30/22	0.2300%	737.06	737.21	665.99	2,140.26
East West Bank		Interest & Sinking - ST CD 2880	172092880	02/07/22	07/31/22	0.5400%	-	-	3,906.35	3,906.35
Bank OZK		Unrestricted - Operating LT CD 1844	6901721844	05/14/20	06/01/23	0.2410%	1,031.14	1,031.35	931.74	2,994.23
Bank OZK		Unrestricted - Operating LT CD 1853	6901721853	05/14/20	03/01/22	0.6810%	4,676.22	4,678.88	4,228.42	13,583.52
Bank OZK		Unrestricted - Operating LT CD 7152	6901777152	09/11/20	06/15/22	0.3400%	1,449.86	1,450.26	1,310.28	4,210.40
Bank OZK		Unrestricted - Operating LT CD 7149	6901777149	09/11/20	05/18/22	0.3300%	1,407.04	1,407.42	1,271.57	4,086.03
Bank OZK		Unrestricted - Operating LT CD 7146	6901777146	09/11/20	04/19/22	0.3200%	1,364.23	1,364.61	1,232.86	3,961.70
Bank OZK		Unrestricted - Operating ST CD 7934	6901787934	10/21/20	07/15/22	0.2800%	718.22	718.38	649.01	2,085.61
Bank OZK		Unrestricted - Operating LT CD 7943	6901787943	10/21/20	08/15/22	0.2800%	718.22	718.38	649.01	2,085.61
Bank OZK		Unrestricted - Operating LT CD 7946	6901787946	10/21/20	09/15/22	0.2800%	957.62	957.85	865.34	2,780.81
Bank OZK		Unrestricted - Operating LT CD 7245	6901807245	04/07/21	03/15/22	0.2110%	358.91	358.97	324.29	1,042.17
Bank OZK		Unrestricted - Operating LT CD 7251	6901807251	04/07/21	11/15/22	0.2410%	820.03	820.19	740.98	2,381.20
Bank OZK		Unrestricted - Operating LT CD 7254	6901807254	04/07/21	03/15/23	0.2410%	820.03	820.19	740.98	2,381.20
Bank OZK		Unrestricted - Operating LT CD 8045	6901818045	08/20/21	07/14/23	0.1810%	769.03	769.15	694.80	2,232.98
Bank OZK		Unrestricted - Operating LT CD 8048	6901818048	08/20/21	08/15/23	0.2010%	854.05	854.20	771.65	2,479.90

Interest Earned - December 1, 2021 through February 28, 2022

Investment Type / Investment Provider	Rating	Fund	Account No.	Beginning Date	Maturity Date	Rate	Interest			Interest Earned For the Period of December 1, 2021 through February 28, 2022				
							December	January	February					
Certificate of Deposit														
Texas Regional Bank		Unrestricted - Operating LT CD 1646	321646	09/11/20	06/15/22	0.5000%	427.10	427.34	385.98	1,240.42				
Texas Regional Bank		Unrestricted - Operating LT CD 1638	321638	09/11/20	05/16/22	0.4500%	384.17	384.36	347.17	1,115.70				
Texas Regional Bank		Unrestricted - Operating LT CD 1620	321620	09/11/20	04/15/22	0.4500%	384.17	384.36	347.17	1,115.70				
Texas Regional Bank		Unrestricted - Operating LT CD 3485	323485	01/28/21	11/15/22	0.3800%	1,294.63	1,294.79	1,170.46	3,759.88				
Texas Regional Bank		Unrestricted - Operating LT CD 3493	323493	01/28/21	12/15/22	0.4000%	3,407.43	3,407.88	3,080.79	9,895.10				
Texas Regional Bank		Unrestricted - Operating LT CD 3758	323758	02/17/21	10/14/22	0.3800%	1,941.95	1,941.94	1,754.74	5,638.63				
Texas Regional Bank		Unrestricted - Operating LT CD 3766	323766	02/17/21	09/15/22	0.3800%	2,384.32	2,384.31	2,154.39	6,923.02				
Texas Regional Bank		Unrestricted - Operating LT CD 3774	323774	02/17/21	08/15/22	0.3500%	298.04	298.04	269.29	865.37				
Texas Regional Bank		Construction - Operating ST CD 3790	323790	02/17/21	02/15/22	0.3500%	596.08	596.07	390.14	1,582.29				
Texas Regional Bank		Unrestricted - Operating LT CD 4251	324251	03/12/21	08/15/22	0.3000%	510.60	510.74	461.32	1,482.66				
Texas Regional Bank		Unrestricted - Operating LT CD 4269	324269	03/12/21	10/15/22	0.3500%	595.89	596.09	538.41	1,730.39				
Texas Regional Bank		Unrestricted - Operating LT CD 4277	324277	03/12/21	11/15/22	0.3500%	1,787.69	1,788.28	1,615.23	5,191.20				
Texas Regional Bank		Unrestricted - Operating LT CD 4830	324830	04/27/21	04/14/23	0.2700%	2,296.26	2,296.51	2,075.45	6,668.22				
Texas Regional Bank		Unrestricted - Operating LT CD 4814	324814	04/27/21	04/15/22	0.1800%	459.04	459.07	414.81	1,332.92				
Texas Regional Bank		Unrestricted - Operating LT CD 4822	324822	04/27/21	03/15/23	0.2500%	1,062.97	1,063.10	960.71	3,086.78				
Texas Regional Bank		Unrestricted - Operating LT CD 4952	324952	05/10/21	05/07/23	0.2000%	1,700.14	1,700.60	1,536.37	4,937.11				
Texas Regional Bank		Unrestricted - Operating LT CD 6447	326447	09/23/21	10/14/22	0.1300%	552.11	552.23	498.79	1,603.13				
Texas Regional Bank		Unrestricted - Operating LT CD 6462	326462	09/23/21	08/15/23	0.1700%	722.01	722.22	652.33	2,096.56				
Texas Regional Bank		Unrestricted - Operating LT CD 6454	326454	09/23/21	12/15/22	0.1300%	552.11	552.23	498.79	1,603.13				
Allegiance Bank		Unrestricted - Operating LT CD 6277	5000026277	10/21/20	10/14/22	0.3000%	511.10	511.30	461.99	1,484.39				
Allegiance Bank		Unrestricted - Operating LT CD 9610	5000029610	03/10/21	07/15/22	0.1500%	892.69	892.78	806.38	2,591.85				
Allegiance Bank		Unrestricted - Operating LT CD 9628	5000029628	03/10/21	08/15/22	0.1500%	510.11	510.16	460.79	1,481.06				
Allegiance Bank		Construction - Operating LT CD 9743	5000029743	03/11/21	03/11/22	0.1500%	95.77	95.78	86.51	278.06				
Allegiance Bank		Construction - Operating LT CD 9602	5000029602	03/10/21	03/10/22	0.1500%	382.56	382.61	345.59	1,110.76				
Veritex Bank		Unrestricted - Operating LT CD 4655	9009004655	07/12/21	06/15/23	0.2000%	1,699.49	1,700.04	1,535.79	4,935.32				
Veritex Bank		Unrestricted - Operating LT CD 4656	9009004656	07/12/21	07/14/23	0.2000%	1,359.59	1,360.03	1,228.64	3,948.26				
Veritex Bank		Unrestricted - Operating LT CD 4703	9009004703	09/01/21	09/15/23	0.2500%	2,124.61	2,125.07	1,919.81	6,169.49				
Investment Pool														
TexPool (2)	AAAr	Interest & Sinking	7942700002			0.0632%	20.18	20.18	30.70	71.06				
TexPool (2)	AAAr	Construction - Operating Transfer	7942700003			0.0632%	31.54	31.52	47.92	110.98				
Money Market														
NexBank		Unrestricted - Operating #3	1513688			0.4000%	10,329.19	10,332.52	9,335.47	29,997.18				
Veritex Bank		Construction - Operating Transfer #2	5501198393			0.1000%	897.31	891.60	342.12	2,131.03				
NexBank		Interest & Sinking #2	1514660			0.4000%	384.88	385.02	347.84	1,117.74				
Prosperity Bank		Interest & Sinking	221486698			0.1500%	637.26	616.80	575.73	1,829.79				
Prosperity Bank		Construction - Operating	221486604			0.1500%	1,911.65	1,911.89	1,505.17	5,328.71				
Prosperity Bank		Unrestricted - Operating	221487015			0.1500%	1,656.36	1,656.57	1,496.45	4,809.38				
Texas Regional Bank		Construction - Operating	1575554			0.2100%	-	-	1,035.62	1,035.62				
Total Interest Earned - December 1, 2021 through February 28, 2022							\$	66,126.09	\$	66,015.79	\$	63,197.03	\$	195,338.91

(1) Includes Accrued Interest (2) Average Monthly Rate for TexPool

PNC Bank - The depository funds are collateralized by the following:

Security Type	Cusip No.	Maturity Date	Coupon Rate	Face	Par	Book Value February 28, 2022	February 28, 2022
FHLMC 30YR UMBS Super	3132DWBQ5	5/1/2051	2.500%	88,333,628.00	76,859,489.00	NA	75,946,398.00
GHLMC 30YR UMBS RA5041	3133KLS65	4/1/2051	2.000%	16,695,944.00	15,405,168.00	NA	14,800,362.00
FNMA 30YR - A18633	3138ANSX2	8/1/2042	3.500%	11,707,115.00	1,896,005.00	NA	1,984,530.00
FNMA 30YR - AZ2936	3138YUHN4	9/1/2045	3.000%	18,761,425.00	4,618,406.00	NA	4,727,169.00
FNMA 30YR - BU6816	3140M8SE0	12/1/2051	3.000%	12,271,067.00	12,229,571.00	NA	12,210,090.00
						\$ 147,769,179.00	\$ 111,008,639.00
FDIC - Checking Accounts							250,000.00
FDIC - Certificate of Deposits							250,000.00
Total Collateral as of February 28, 2022							\$ 110,168,549.00
Checking Accounts						\$	78,807,577.58
Certificates of Deposit							12,044,213.73
Total PNC Account Balances						\$	90,851,791.31
102% Collateral Required						\$	92,668,827.14

Bank OZK - The depository funds are collateralized by the following:

Irrevocable Standby Letter of Credit Number: 10004784 - Expires on March 3, 2022 Federal Home Loan Bank of Dallas at 8500 Freeport Parkway South, Suite 100, Irving, Texas 75063-2547	8,150,000.00
Irrevocable Standby Letter of Credit Number: 10006050 - Expires on April 19, 2022 Federal Home Loan Bank of Dallas at 8500 Freeport Parkway South, Suite 100, Irving, Texas 75063-2547	5,030,000.00
Irrevocable Standby Letter of Credit Number: 10006051 - Expires on May 18, 2022 Federal Home Loan Bank of Dallas at 8500 Freeport Parkway South, Suite 100, Irving, Texas 75063-2547	5,035,000.00
Irrevocable Standby Letter of Credit Number: 10006052 - Expires on June 17, 2022 Federal Home Loan Bank of Dallas at 8500 Freeport Parkway South, Suite 100, Irving, Texas 75063-2547	5,040,000.00
Irrevocable Standby Letter of Credit Number: 10006342 - Expires on July 18, 2022 Federal Home Loan Bank of Dallas at 8500 Freeport Parkway South, Suite 100, Irving, Texas 75063-2547	3,010,000.00
Irrevocable Standby Letter of Credit Number: 10006343 - Expires on August 17, 2022 Federal Home Loan Bank of Dallas at 8500 Freeport Parkway South, Suite 100, Irving, Texas 75063-2547	3,010,000.00
Irrevocable Standby Letter of Credit Number: 10006344 - Expires on September 19, 2022 Federal Home Loan Bank of Dallas at 8500 Freeport Parkway South, Suite 100, Irving, Texas 75063-2547	4,015,000.00
Irrevocable Standby Letter of Credit Number: 10008225 - Expires on March 17, 2022 Federal Home Loan Bank of Dallas at 8500 Freeport Parkway South, Suite 100, Irving, Texas 75063-2547	2,000,000.00
Irrevocable Standby Letter of Credit Number: 10008226 - Expires on November 17, 2022 Federal Home Loan Bank of Dallas at 8500 Freeport Parkway South, Suite 100, Irving, Texas 75063-2547	4,000,000.00
Irrevocable Standby Letter of Credit Number: 10008227 - Expires on March 17, 2023 Federal Home Loan Bank of Dallas at 8500 Freeport Parkway South, Suite 100, Irving, Texas 75063-2547	4,000,000.00
Irrevocable Standby Letter of Credit Number: 10008727 - Expires on June 5, 2023 Federal Home Loan Bank of Dallas at 8500 Freeport Parkway South, Suite 100, Irving, Texas 75063-2547	5,075,000.00
Irrevocable Standby Letter of Credit Number: 10009234 - Expires on July 18, 2023 Federal Home Loan Bank of Dallas at 8500 Freeport Parkway South, Suite 100, Irving, Texas 75063-2547	5,020,000.00
Irrevocable Standby Letter of Credit Number: 10009235 - Expires on August 17, 2023 Federal Home Loan Bank of Dallas at 8500 Freeport Parkway South, Suite 100, Irving, Texas 75063-2547	5,025,000.00
\$ 58,410,000.00	
FDIC - Certificate of Deposits	250,000.00
Total Collateral as of February 28, 2022	\$ 58,660,000.00
Total Bank OZK Account Balances	\$ 58,281,542.02
100% Collateral Required	\$ 58,281,542.02

East West Bank - The depository funds are collateralized by the following:

Irrevocable Letter of Credit Number: 2018-712 - Amendment 18. Expires on February 6, 2023 Federal Home Loan Bank of San Francisco at 333 Bush Street, Suite 2700, San Francisco, CA 94104	15,570,000.00
	\$ 15,570,000.00
FDIC - Certificate of Deposits	250,000.00
Total Collateral as of February 28, 2022	\$ 15,820,000.00
Total East West Bank Account Balances	\$ 15,778,858.13
100% Collateral Required	\$ 15,778,858.13

Texas Regional Bank - The depository funds are collateralized by the following:

Custodial Letter of Credit Number: 20000780-6. Expires on June 10, 2023 Federal Home Loan Bank of Dallas at 8500 Freeport Parkway South, Suite 600, Irving, Texas 75063-2547	100,000,000.00
	\$ 100,000,000.00
FDIC - Certificate of Deposits	250,000.00
Total Collateral as of February 28, 2022	\$ 100,250,000.00
Money Market	\$ 12,001,035.62
Certificates of Deposit	85,233,565.32
Texas Regional Bank Account Balances	\$ 97,234,600.94
100% Collateral Required	\$ 97,234,600.94

Allegiance Bank - The depository funds are collateralized by the following:

Irrevocable Standby Letter of Credit Number: 10006290 - Expires on October 21, 2022 Federal Home Loan Bank of Dallas at 8500 Freeport Parkway South, Suite 100, Irving, Texas 75063-2547	1,800,000.00
Irrevocable Standby Letter of Credit Number: 10007838 - Expires on March 18, 2022 Federal Home Loan Bank of Dallas at 8500 Freeport Parkway South, Suite 100, Irving, Texas 75063-2547	3,760,000.00
Irrevocable Standby Letter of Credit Number: 10007839 - Expires on July 22, 2022 Federal Home Loan Bank of Dallas at 8500 Freeport Parkway South, Suite 100, Irving, Texas 75063-2547	7,020,000.00
Irrevocable Standby Letter of Credit Number: 10008060 - Expires on August 22, 2022 Federal Home Loan Bank of Dallas at 8500 Freeport Parkway South, Suite 100, Irving, Texas 75063-2547	4,010,000.00
	\$ 16,590,000.00
FDIC - Certificate of Deposits	250,000.00
Total Collateral as of February 28, 2022	\$ 16,840,000.00
Allegiance Bank Account Balances	\$ 16,780,643.15
100% Collateral Required	\$ 16,780,643.15

Veritex Bank - The depository funds are collateralized by the following:

Irrevocable Standby Letter of Credit Number: 1463001173 - Amendment 5. Expires on May 4, 2022 Federal Home Loan Bank of Dallas at 8500 Freeport Parkway South, Suite 100, Irving, Texas 75063-2547	2,400,000.00
Irrevocable Standby Letter of Credit Number: 4854000131 - Amendment 4. Expires on March 15, 2022 Federal Home Loan Bank of Dallas at 8500 Freeport Parkway South, Suite 100, Irving, Texas 75063-2547	4,183,782.00
Irrevocable Standby Letter of Credit Number: 4854000131 - Amendment 4. Expires on March 15, 2022 Federal Home Loan Bank of Dallas at 8500 Freeport Parkway South, Suite 100, Irving, Texas 75063-2547	3,835,000.00
Irrevocable Standby Letter of Credit Number: 10008828 - Expires on June 19, 2023 Federal Home Loan Bank of Dallas at 8500 Freeport Parkway South, Suite 100, Irving, Texas 75063-2547	10,039,234.00
Irrevocable Standby Letter of Credit Number: 10008829 - Expires on July 18, 2023 Federal Home Loan Bank of Dallas at 8500 Freeport Parkway South, Suite 100, Irving, Texas 75063-2547	8,032,726.00
Irrevocable Standby Letter of Credit Number: 10009370 - Expires on September 19, 2023 Federal Home Loan Bank of Dallas at 8500 Freeport Parkway South, Suite 100, Irving, Texas 75063-2547	10,051,167.00
	\$ 38,541,909.00
FDIC - Money Market	250,000.00
Total Collateral as of February 28, 2022	\$ 38,791,909.00
Money Market	\$ 1,567,288.90
Certificates of Deposit	28,035,295.20
Total Veritex Bank Account Balances	\$ 29,602,584.10
100% Collateral Required	\$ 29,602,584.10

NexBank - The depository funds are 100% FDIC Insured, through a spread program:

FDIC - Money Market Insured Cash Sweep			31,565,432.44
FDIC Insured as of February 28, 2022			<u>\$ 31,565,432.44</u>
Total NexBank Account Balances			<u>\$ 31,565,432.44</u>
FDIC Insurance Required			<u>\$ 31,565,432.44</u>

Prosperity Bank - The depository funds are collateralized by the following:

Security Type	Cusip No.	Maturity Date	Coupon Rate	Face	Par	Book Value February 28, 2022	Market Value February 28, 2022
FHLMC #G18631	3128MMVZ3	2/1/2032	2.500%	2,500,000.00	906,843.50	905,616.46	917,734.69
FR #RB5089	3133KYUN7	12/1/2040	1.500%	10,600,000.00	9,184,060.69	9,297,779.39	8,759,481.57
FR #RB5105	3133KYU64	3/1/2041	2.000%	6,200,000.00	5,497,710.93	5,703,947.64	5,334,648.83
FR #5B8102	3132D6AB6	5/1/2036	1.500%	2,800,000.00	2,525,617.33	2,554,568.15	2,450,278.17
FNMA #MA4360	31418DZ21	5/1/2036	2.000%	10,000,000.00	9,014,742.40	9,287,125.32	8,932,077.21
FNMA #MA4359	31418DZ28	6/1/2036	1.500%	20,300,000.00	18,511,831.67	18,688,025.52	17,959,808.85
				<u>\$ 52,400,000.00</u>	<u>\$ 45,640,806.52</u>	<u>\$ 46,437,062.48</u>	<u>\$ 44,354,029.32</u>
FDIC - Certificate of Deposits						250,000.00	250,000.00
Total Collateral as of February 28, 2022						<u>\$ 46,687,062.48</u>	<u>\$ 44,604,029.32</u>
						Money Market	\$ 30,020,985.52
						Certificates of Deposit	10,338,682.91
						<u>Total Prosperity Bank Account Balances</u>	<u>\$ 40,359,668.43</u>
						102% Collateral Required	<u>\$ 41,166,861.80</u>

Grand Total - Checking and Investment Account Balance

Checking Accounts			
PNC Bank Checking		\$	78,807,577.58
Investment Accounts			
PNC Bank			12,044,213.73
Bank OZK			58,281,542.02
East West Bank			15,778,858.13
Texas Regional Bank			85,233,565.32
Texas Regional Bank Money Market			12,001,035.62
Allegiance Bank			16,780,643.15
Veritex Bank			28,035,295.20
Veritex Bank Money Market			1,567,288.90
NexBank			31,565,432.44
Prosperity Bank			10,338,682.91
Prosperity Bank Money Market			30,020,985.52
TexPool			1,621,130.31
Total Investments			<u>303,268,673.25</u>
Total Portfolio		\$	382,076,250.83
less TexPool			(1,621,130.31)
Total Account Balance to be Collateralized		<u>\$</u>	<u>380,455,120.52</u>

Grand Total - Checking and Investment Account Collateral

102% (100% LOC) Collateral Required	
PNC Bank	92,668,827.14
Bank OZK	58,281,542.02
East West Bank	15,778,858.13
Texas Regional Bank	97,234,600.94
Allegiance Bank	16,780,643.15
Veritex Bank	29,602,584.10
NexBank (100% FDIC Insured)	31,565,432.44
Prosperity Bank	41,166,861.80
Total Collateral Required	\$ 383,079,349.72
Collateral	
PNC Bank	110,168,549.00
Bank OZK	58,660,000.00
East West Bank	15,820,000.00
Texas Regional Bank	100,250,000.00
Allegiance Bank	16,840,000.00
Veritex Bank	38,791,909.00
NexBank (100% FDIC Insured)	31,565,432.44
Prosperity Bank	44,604,029.32
Total Collateral	\$ 416,699,919.76


The College's investments are in compliance with:

- (A) the investment strategy expressed in the College investment policy; and
- (B) relevant provisions of Chapter 2256 of the Public Funds Investment Act.


The primary objective of all investments activity is the preservation of capital and the safety of principal in the overall portfolio in accordance with STC's Board approved Investment Policy. The depository bank paid the College the highest rate of interest possible at the time of investment and in accordance with the depository bank contract.



 Maria G. Elizondo, Vice President for Finance and Administrative Services



 Myriam Lopez, Comptroller



 Paul R. Rodriguez, Board of Trustees, Designated Investment Officer

March 29, 2022
Date

March 29, 2022
Date

March 29, 2022
Date

South Texas College
Checking Accounts
For the Quarter Ending February 28, 2022

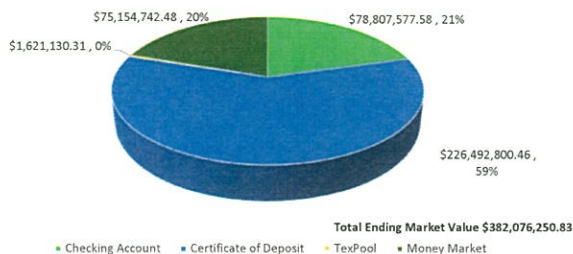
Type of Deposit at PNC Bank	Fund	Checking No.	Interest Rate	Beginning Market Value December 1, 2021	For The Quarter Ended February 28, 2022				Ending Market Value February 28, 2022
					Cash Receipts	Cash Disbursements	Transfers In / (Out)	Interest Earned	
Public Funds Interest Checking	Operating	4941700656	0.0100%	\$ 16,003,197.51	\$ 125,037,747.63	\$ (75,515,581.12)	\$ -	\$ 915.18	\$ 65,526,279.20
Public Funds Interest Checking	Payroll	4941702635	0.0100%	256,188.63	38,531,199.72	(38,640,215.39)	-	\$ 18.25	\$ 147,191.21
Public Funds Interest Checking	Student	4941593934	0.0100%	920,162.24	36,207,004.07	(35,044,129.97)	-	\$ 73.53	\$ 2,083,109.87
Public Funds Interest Checking	Federal Draw Down	4941700648	0.0100%	879,933.63	54,211,952.25	(55,091,955.27)	-	\$ 82.62	\$ 13.23
Public Funds Interest Checking	Interest & Sinking - Bond 96, 02, 03, 04, 07, 10, 13, 14 & 15	4941704067	0.0100%	666,435.28	19,953,744.33	(13,812,199.65)	(3,745,996.09) (1)	\$ 139.43	\$ 6,808,119.39
Public Funds Interest Checking	Construction - E&G Transfer	4941715997	0.0100%	1,568,308.56	14,852,527.68	(12,178,025.97)	2,007,091.68 (2)	\$ 54.41	\$ 4,242,864.68
Treasury Management Analysis Checking (Zero Balance Account)	Special	4944231867	0.0000%	-	872,753.84	(872,753.84)	-	-	-
Total Checking Accounts at February 28, 2022			0.0075%	\$ 20,294,225.85	\$ 289,666,929.52	\$ (231,154,861.21)	\$ (1,738,904.41)	\$ 1,283.42	\$ 78,807,577.58

(1) Transfers were made as follows:
a) Certificate of Deposit to Checking in January 2022
b) Checking to Money Market in February 2022

(2) Transfers were made as follows:
a) Certificate of Deposit to Checking in February 2022
b) Checking to Certificate of Deposit in February 2022

South Texas College
Investment Report - Fiscal Year 2021-2022
For the Three Months Ending February 28, 2022

Ending Market Value by Investment Type



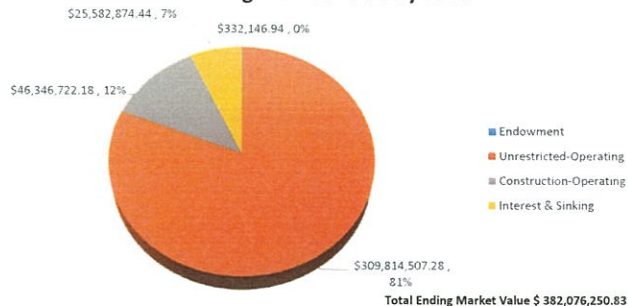
Interest Earned - Quarter ending 01/31/22



Investment Providers



Ending Market Value by Fund



Collateral Requirement

