

For any inquiries regarding the College's investments please contact:

Myriam Lopez, MBA
Comptroller
South Texas College
Business Office
3201 W. Pecan Ave.
McAllen, TX 78501

email: myriaml@southtexascollege.edu
Operating #2
Telephone No. (956) 872-4646
Fax No. (956) 872-4647

Investment Report
Fiscal Year 2017-2018
For the Three Months Ending February 28, 2018 - Unaudited

Investment Position of the Entity as of February 28, 2018

Investment Type / Investment Provider	Rating	Fund	Account No.	Maturity Date	Term	Interest Rate **	Beginning Market Value December 1, 2017	Principal Additions & (Deductions)	Interest Earned	Ending Market Value February 28, 2018
Certificate of Deposit										
BBVA Compass Bank		Endowment - A. De Los Santos	6721406103	02/28/18	6 months	1.2000%	\$ 15,145.21	\$ -	\$ 44.92	\$ 15,190.13
BBVA Compass Bank		Endowment - Futuro Brillante	6721402310	02/28/18	6 months	1.2000%	200,699.26	-	595.14	201,294.40
BBVA Compass Bank		Endowment - Glen & Rita Roney	6721403899	02/28/18	6 months	1.2000%	117,049.50	-	347.07	117,396.57
BBVA Compass Bank		Unrestricted - Operating #28	6749066812	03/01/19	21 months	1.4200%	5,038,456.74	-	17,661.86	5,056,118.60
BBVA Compass Bank		Unrestricted - Operating #29	6749066618	04/01/19	22 months	1.4300%	5,038,728.51	-	17,787.36	5,056,515.87
Texas Regional Bank		Unrestricted - Operating #17	28917	04/02/18	24 months	1.0100%	5,084,025.55	-	12,661.03	5,096,686.58
Inter National Bank		Unrestricted - Operating #6	59621	12/01/17	24 months	0.8500%	3,051,451.84	(3,051,736.08)	284.24	(0.00)
Southside Bank		Unrestricted - Operating #12	234393	12/14/17	24 months	1.0100%	5,100,207.20	(5,102,037.92)	1,830.72	0.00
Southside Bank		Unrestricted - Operating #16	235094	03/01/18	23 months	0.8600%	5,071,470.79	-	10,754.08	5,082,224.87
Southside Bank		Unrestricted - Operating #24	236185	08/01/18	23 months	1.0000%	5,060,841.63	-	12,478.74	5,073,320.37
Southside Bank		Unrestricted - Operating #26	236896	10/01/18	20 months	1.1500%	5,048,850.42	-	14,316.04	5,063,166.46
Southside Bank		Unrestricted - Operating #27	236897	11/01/18	21 months	1.2000%	5,050,982.18	-	14,944.76	5,065,926.94
Southside Bank		Plant - Const. - LT Bonds Series 2015 #19	236930	01/08/18	11 months	1.0000%	5,041,769.21	(5,047,013.57)	5,244.36	(0.00)
Southside Bank		Unrestricted - Operating #33	238465	09/06/19	24 months	1.5000%	5,015,205.47	-	18,549.17	5,033,754.64
LegacyTexas Bank		Unrestricted - Operating #19	60050001085	05/01/18	22 months	1.0000%	5,069,907.64	-	12,511.33	5,082,418.97
LegacyTexas Bank		Unrestricted - Operating #20	60050001086	06/01/18	23 months	1.0300%	7,608,028.51	-	19,338.52	7,627,367.03
LegacyTexas Bank		Unrestricted - Operating #21	60050001087	07/02/18	24 months	1.0500%	7,610,140.57	-	19,719.82	7,629,860.39
LegacyTexas Bank		Plant - Const. - LT Bonds Series 2015 #20	60050001448	12/01/17	10 months	1.0000%	10,083,324.46	(10,083,324.46)	-	-
LegacyTexas Bank		Unrestricted - Operating #30	60050001758	05/01/19	24 months	1.4800%	5,040,075.60	-	18,414.90	5,058,490.50
LegacyTexas Bank		Unrestricted - Operating #31	60050001934	06/03/19	22 months	1.6300%	5,027,521.30	-	20,233.56	5,047,754.86
LegacyTexas Bank		Unrestricted - Operating #32	60050001935	07/01/19	23 months	1.6500%	5,027,859.70	-	20,483.53	5,048,343.23
LegacyTexas Bank		Unrestricted - Operating #33	60050002762	08/01/19	18 months	2.1200%	-	10,000,000.00	17,425.64	10,017,425.64
LegacyTexas Bank		Unrestricted - Operating #34	60050002763	10/01/19	20 months	2.1600%	-	10,000,000.00	17,754.44	10,017,754.44
LegacyTexas Bank		Unrestricted - Operating #35	60050002764	11/01/19	21 months	2.2100%	-	3,000,000.00	5,449.63	3,005,449.63
BTH Bank		Unrestricted - Operating #25	8091076	09/04/18	22 months	1.1000%	5,059,643.87	-	13,735.80	5,073,379.67
Investment Pool										
TexPool*	AAA	Interest & Sinking	7942700002			1.0151%	11,159,854.39	-	35,001.73	11,194,856.12
TexPool*	AAAm	Construction - Operating Transfer	7942700003			1.0151%	13,702,187.97	-	42,975.66	13,745,163.63
Money Market										
Green Bank		Unrestricted - Operating #2	5501132400			1.2100%	10,211,923.23	-	34,507.50	10,246,430.73
NexBank		Unrestricted - Operating #3	1513688			1.7200%	48,320,666.47	-	200,496.07	48,521,162.54
Green Bank		Construction - Operating Transfer #2	5501198393			1.2100%	10,039,180.69	-	33,923.78	10,073,104.47
NexBank		Construction - LT Bonds Series 2015 #2	1513696			1.7200%	21,797,167.72	(10,000,000.00)	89,500.13	11,886,667.85
Total Investments at February 28, 2018							\$ 219,692,365.63	\$ (10,284,112.03)	\$ 728,971.53	\$ 210,137,225.13

The difference between the beginning and ending market value is a result of accrued and earned interest and transfers to or from checking bank accounts and investment accounts.

Interest Earned - December 1, 2017 through February 28, 2018

Investment Type / Investment Provider	Rating	Fund	Account No.	Beginning Date	Maturity Date	Interest Rate **	Interest Earned *			Interest Earned For the Period of December 1, 2017 through February 28, 2018
							December	January	February	
Certificate of Deposit										
BBVA Compass Bank		Endowment - A. De Los Santos	6721406103	08/31/17	02/28/18	1.2000%	\$ 15.43	\$ 15.46	\$ 14.03	\$ 44.92
BBVA Compass Bank		Endowment - Futuro Brillante	6721402310	08/31/17	02/28/18	1.2000%	204.57	204.76	185.81	595.14
BBVA Compass Bank		Endowment - Glen & Rita Roney	6721403899	08/31/17	02/28/18	1.2000%	119.31	119.42	108.34	347.07
BBVA Compass Bank		Unrestricted - Operating #28	6749066812	05/18/17	03/01/19	1.4200%	6,076.66	6,083.86	5,501.34	17,661.86
BBVA Compass Bank		Unrestricted - Operating #29	6749066618	05/18/17	04/01/19	1.4300%	6,119.79	6,127.09	5,540.48	17,787.36
Texas Regional Bank		Unrestricted - Operating #17	28917	04/07/16	04/02/18	1.0100%	4,354.49	4,363.43	3,943.11	12,661.03
Inter National Bank		Unrestricted - Operating #6	59621	12/01/15	12/01/17	0.8500%	284.24	-	-	284.24
Southside Bank		Unrestricted - Operating #12	234393	12/14/15	12/14/17	1.0100%	1,830.72	-	-	1,830.72
Southside Bank		Unrestricted - Operating #16	235094	04/07/16	03/01/18	0.8600%	3,699.46	3,705.93	3,348.69	10,754.08
Southside Bank		Unrestricted - Operating #24	236185	09/15/16	08/01/18	1.0000%	4,295.07	4,299.89	3,883.78	12,478.74
Southside Bank		Unrestricted - Operating #26	236896	01/26/17	10/01/18	1.1500%	4,925.69	4,928.45	4,461.90	14,316.04
Southside Bank		Unrestricted - Operating #27	236897	01/26/17	11/01/18	1.2000%	5,141.76	5,144.78	4,658.22	14,944.76
Southside Bank		Plant - Const. - LT Bonds Series 2015 #19	236930	01/31/17	01/08/18	1.0000%	4,278.30	966.06	-	5,244.36
Southside Bank		Unrestricted - Operating #33	238465	09/18/17	9/6/2019	1.5000%	6,380.54	6,393.69	5,774.94	18,549.17
LegacyTexas Bank		Unrestricted - Operating #19	60050001085	7/12/2016	05/01/18	1.0000%	4,306.00	4,309.60	3,895.73	12,511.33
LegacyTexas Bank		Unrestricted - Operating #20	60050001086	7/12/2016	06/01/18	1.0300%	6,655.53	6,661.29	6,021.70	19,338.52
LegacyTexas Bank		Unrestricted - Operating #21	60050001087	7/12/2016	07/02/18	1.0500%	6,786.65	6,792.63	6,140.54	19,719.82
LegacyTexas Bank		Plant - Const. - LT Bonds Series 2015 #20	60050001448	02/01/17	12/01/17	1.0000%	-	-	-	-
LegacyTexas Bank		Unrestricted - Operating #30	60050001758	05/18/17	05/01/19	1.4800%	6,335.45	6,343.27	5,736.18	18,414.90
LegacyTexas Bank		Unrestricted - Operating #31	60050001934	07/31/17	06/03/19	1.6300%	6,960.02	6,969.65	6,303.89	20,233.56
LegacyTexas Bank		Unrestricted - Operating #32	60050001935	07/31/17	07/01/19	1.6500%	7,045.89	7,055.76	6,381.88	20,483.53
LegacyTexas Bank		Unrestricted - Operating #33	60050002762	01/30/18	08/01/19	2.1200%	-	1,161.64	16,264.00	17,425.64
LegacyTexas Bank		Unrestricted - Operating #34	60050002763	01/30/18	10/01/19	2.1600%	-	1,183.56	16,570.88	17,754.44
LegacyTexas Bank		Unrestricted - Operating #35	60050002764	01/30/18	11/01/19	2.2100%	-	363.29	5,086.34	5,449.63
BTH Bank		Unrestricted - Operating #25	8091076	11/3/2016	09/04/18	1.1000%	4,726.97	4,731.37	4,277.46	13,735.80
Investment Pool										
TexPool	AAAm	Interest & Sinking	7942700002			1.0151%	11,150.32	12,323.36	11,528.05	35,001.73
TexPool	AAAm	Construction - Operating Transfer	7942700003			1.0151%	13,690.50	15,130.77	14,154.39	42,975.66
Money Market										
Green Bank		Unrestricted - Operating #2	5501132400			1.2100%	11,359.02	12,155.90	10,992.58	34,507.50
NexBank		Unrestricted - Operating #3	1513688			1.7200%	65,888.20	70,670.89	63,936.98	200,496.07
Green Bank		Construction - Operating Transfer #2	5501198393			1.2100%	11,166.87	11,950.28	10,806.63	33,923.78
NexBank		Construction - LT Bonds Series 2015 #2	1513696			1.7200%	29,721.78	31,879.22	27,899.13	89,500.13
Total Interest Earned - December 1, 2017 through February 28, 2018							\$ 233,519.23	\$ 242,035.30	\$ 253,417.00	\$ 728,971.53

*Includes Accrued Interest

**Average Monthly Rate for TexPool

BBVA Compass Bank - The depository funds are collateralized by the following:

Irrevocable Standby Letter of Credit Number: 115888. Expires at 5:00 p.m. Eastern Time, on September 26, 2018 Federal Home Loan Bank of Atlanta at 1475 Peachtree Street N. E., Atlanta, Georgia 30309	\$ 105,000,000.00
Irrevocable Standby Letter of Credit Number: 111042. Expires at 5:00 p.m. Eastern Time, on June 1, 2018 Federal Home Loan Bank of Atlanta at 1475 Peachtree Street N. E., Atlanta, Georgia 30309	20,000,000.00
FDIC - Checking Accounts	250,000.00
FDIC - Certificate of Deposits	250,000.00
Total Collateral as of February 28, 2018	\$ 125,500,000.00
Checking Accounts	\$ 84,505,377.25
Certificates of Deposit	10,446,515.57
Total BBVA Compass Bank Account Balances	<u>\$ 94,951,892.82</u>
100% Collateral Required	<u>\$ 94,951,892.82</u>

Texas Regional Bank - The depository funds are collateralized by the following:

Security Type	Cusip No.	Maturity Date	Coupon Rate	Face	Par	Book Value February 28, 2018	Market Value February 28, 2018
FHLMC 15YR	3128PSWS2	11/1/2025	3.50%	1,900,000.00	449,231.23	467,012.18	459,991.28
FNMA 15YR	3138ELFE8	5/1/2028	3.50%	3,000,000.00	1,358,288.58	1,438,159.11	1,390,611.46
FNMA 15YR	3138XBG3	10/1/2028	3.50%	3,075,000.00	1,341,787.41	1,419,851.97	1,372,725.54
FHLMC 15YR	3128MECD1	11/1/2029	3.50%	3,350,000.00	1,930,284.47	2,043,573.77	1,976,393.66
						\$ 11,325,000.00	\$ 5,079,591.69
						\$ 5,368,597.03	\$ 5,199,721.94
FDIC - Certificate of Deposits						250,000.00	250,000.00
Total Collateral as of February 28, 2018						\$ 5,618,597.03	\$ 5,449,721.94
Total Texas Regional Bank Account Balances						\$ 5,096,686.58	\$ 5,096,686.58
102% Collateral Required						<u>\$ 5,198,620.31</u>	<u>\$ 5,198,620.31</u>

Southside Bank - The depository funds are collateralized by the following:

Security Type	Cusip No.	Maturity Date	Coupon Rate	Face	Par	Book Value February 28, 2018	Market Value February 28, 2018
FHR 4661 AC	3137BVEX0	4/15/2043	4.000%	15,000,000.00	12,507,524.55	12,650,052.18	12,428,724.75
Dallas CNTY TX	234650NE5	8/15/2030	4.000%	9,380,000.00	9,380,000.00	9,813,632.11	10,149,201.69
Lakeside TX WC&ID #2-D	51219SFD5	9/1/2030	4.000%	305,000.00	305,000.00	323,072.03	324,116.38
FHR 3804 PW	3137A7F39	3/15/2040	4.500%	359,000.00	359,000.00	369,188.32	373,476.67
FHR 3795 EA	3137A5MJ0	10/15/2039	4.500%	1,320,000.00	344,348.52	347,048.11	344,306.91
WYLIE TX INDEP SCH DIST	983068W94	8/15/2028	5.000%	550,000.00	550,000.00	624,052.03	614,160.56
KAUFMAN CNTY TX MUNI U	48619TES3	3/1/2035	4.000%	810,000.00	810,000.00	864,541.39	846,779.40
Harris CNTY TX MUNI UTILIT	41422GFM5	9/1/2031	4.000%	205,000.00	205,000.00	216,009.62	215,673.67
Galveston County TX	36423FBM0	9/1/2029	4.000%	370,000.00	370,000.00	384,361.15	399,143.67
						\$ 28,299,000.00	\$ 24,830,873.07
						\$ 25,591,956.94	\$ 25,695,583.70
FDIC - Certificate of Deposits						250,000.00	250,000.00
Total Collateral as of February 28, 2018						\$ 25,841,956.94	\$ 25,945,583.70
Total Southside Bank Account Balances						\$ 25,318,393.28	\$ 25,318,393.28
102% Collateral Required						<u>\$ 25,824,761.15</u>	<u>\$ 25,824,761.15</u>

LegacyTexas Bank - The depository funds are collateralized by the following:

Irrevocable Standby Letter of Credit Number: 9554000637. Expires on May 8, 2018			
Federal Home Loan Bank of Dallas at 8500 Freepoint Parkway South, Suite 600, Irving, Texas 75063-2547	\$		5,250,000.00
Irrevocable Standby Letter of Credit Number: 9554000638. Expires on June 8, 2018			
Federal Home Loan Bank of Dallas at 8500 Freepoint Parkway South, Suite 600, Irving, Texas 75063-2547			7,850,000.00
Irrevocable Standby Letter of Credit Number: 9554000639. Expires on July 9, 2018			
Federal Home Loan Bank of Dallas at 8500 Freepoint Parkway South, Suite 600, Irving, Texas 75063-2547			7,850,000.00
Irrevocable Standby Letter of Credit Number: 9554000879. Expires on May 8, 2019			
Federal Home Loan Bank of Dallas at 8500 Freepoint Parkway South, Suite 600, Irving, Texas 75063-2547			5,275,000.00
Irrevocable Standby Letter of Credit Number: 9554000972. Expires on June 7, 2019			
Federal Home Loan Bank of Dallas at 8500 Freepoint Parkway South, Suite 600, Irving, Texas 75063-2547			5,300,000.00
Irrevocable Standby Letter of Credit Number: 9554000973. Expires on July 5, 2019			
Federal Home Loan Bank of Dallas at 8500 Freepoint Parkway South, Suite 600, Irving, Texas 75063-2547			5,300,000.00
Irrevocable Standby Letter of Credit Number: 9554001118. Expires on August 7, 2019			
Federal Home Loan Bank of Dallas at 8500 Freepoint Parkway South, Suite 600, Irving, Texas 75063-2547			10,575,000.00
Irrevocable Standby Letter of Credit Number: 95540001119. Expires on October 7, 2019			
Federal Home Loan Bank of Dallas at 8500 Freepoint Parkway South, Suite 600, Irving, Texas 75063-2547			10,625,000.00
Irrevocable Standby Letter of Credit Number: 95540001120. Expires on November 6, 2019			
Federal Home Loan Bank of Dallas at 8500 Freepoint Parkway South, Suite 600, Irving, Texas 75063-2547			3,225,000.00
	\$		61,250,000.00
FDIC - Certificate of Deposits			250,000.00
Total Collateral as of February 28, 2018			\$ 61,500,000.00
		Total LegacyTexas Bank Account Balances	\$ 58,534,864.69
		100% Collateral Required	\$ 58,534,864.69

Green Bank - The depository funds are collateralized by the following:

Irrevocable Standby Letter of Credit Number: 1426000066. Expires on May 4, 2018			
Federal Home Loan Bank of Dallas at 8500 Freepoint Parkway South, Suite 100, Irving, Texas 75063-2547	\$		2,400,000.00
Irrevocable Standby Letter of Credit Number: 2948003297. Expires on March 14, 2018			
Federal Home Loan Bank of Dallas at 8500 Freepoint Parkway South, Suite 100, Irving, Texas 75063-2547			3,835,000.00
Irrevocable Standby Letter of Credit Number: 2179001691. Expires on March 13, 2018			
Federal Home Loan Bank of Dallas at 8500 Freepoint Parkway South, Suite 100, Irving, Texas 75063-2547			4,310,000.00
Irrevocable Standby Letter of Credit Number: 2948003316. Expires on March 20, 2018			
Federal Home Loan Bank of Dallas at 8500 Freepoint Parkway South, Suite 100, Irving, Texas 75063-2547			9,675,000.00
	\$		20,220,000.00
FDIC - Money Market			250,000.00
Total Collateral as of February 28, 2018			\$ 20,470,000.00
		Total Green Bank Account Balances	\$ 20,319,535.20
		100% Collateral Required	\$ 20,319,535.20

BTH Bank - The depository funds are collateralized by the following:

Irrevocable Standby Letter of Credit Number: 2555000100. Expires on September 4, 2018			
Federal Home Loan Bank of Dallas at 8500 Freepoint Parkway South, Suite 600, Irving, Texas 75063-2547	\$		5,109,375.62
	\$		5,109,375.62
FDIC - Certificate of Deposits			250,000.00
Total Collateral as of February 28, 2018			\$ 5,359,375.62
		Total BTH Bank Account Balances	\$ 5,073,379.67
		100% Collateral Required	\$ 5,073,379.67

NexBank - The depository funds are collateralized by the following:

Irrevocable Standby Letter of Credit Number: 2029000489. Expires on April 6, 2018			
Federal Home Loan Bank of Dallas at 8500 Freepoint Parkway South, Suite 600, Irving, Texas 75063-2547	\$		22,270,000.00
Irrevocable Standby Letter of Credit Number: 246000004. Expires on April 6, 2018			
Federal Home Loan Bank of Dallas at 8500 Freepoint Parkway South, Suite 600, Irving, Texas 75063-2547			49,360,000.00
	\$		71,630,000.00
FDIC - Money Market			250,000.00
Total Collateral as of February 28, 2018			\$ 71,880,000.00
		Total NexBank Account Balances	\$ 60,407,830.39
		100% Collateral Required	\$ 60,407,830.39

Grand Total - Checking and Investment Account Balance

Checking Accounts	
BBVA Compass Bank Checking	\$ 84,505,377.25
Investment Accounts	
BBVA Compass Bank	10,446,515.57
Texas Regional Bank	5,096,686.58
Inter National Bank	(0.00)
Southside Bank	25,318,393.28
LegacyTexas Bank	58,534,864.69
Green Bank	20,319,535.20
BTH Bank	5,073,379.67
NexBank	60,407,830.39
TexPool	24,940,019.75
Total Investments	<u>210,137,225.13</u>
Total Portfolio	\$ 294,642,602.38
less TexPool	(24,940,019.75)
Total Account Balance to be Collateralized	<u>\$ 269,702,582.63</u>


Grand Total - Checking and Investment Account Collateral

102% (100% LOC) Collateral Required	
BBVA Compass Bank	94,951,892.82
Texas Regional Bank	5,198,620.31
Southside Bank	25,824,761.15
LegacyTexas Bank	58,534,864.69
Green Bank	20,319,535.20
BTH Bank	5,073,379.67
NexBank	60,407,830.39
Total Collateral	<u>\$ 270,310,884.23</u>
Collateral	
BBVA Compass Bank	125,500,000.00
Texas Regional Bank	5,449,721.94
Southside Bank	25,945,583.70
LegacyTexas Bank	61,500,000.00
Green Bank	20,470,000.00
BTH Bank	5,359,375.62
NexBank	71,880,000.00
Total Collateral	<u>\$ 316,104,681.26</u>


The College's investments are in compliance with:

- (A) the investment strategy expressed in the College investment policy; and
- (B) relevant provisions of Chapter 2256 of the Public Funds Investment Act.


The primary objective of all investments activity is the preservation of capital and the safety of principal in the overall portfolio in accordance with STC's Board approved Investment Policy. The depository bank paid the College the highest rate of interest possible at the time of investment and in accordance with the depository bank contract.



 Maria G. Elizondo, Vice President for Finance and Administrative Services



 Myriam Lopez, Comptroller



 Paul R. Rodriguez, Board of Trustees, Designated Investment Officer

March 6, 2018

Date

March 6, 2018

Date

March 6, 2018

Date

South Texas College
Checking Accounts
For the Quarter Ending February 28, 2018

Type of Deposit at BBVA Compass Bank	Fund	Checking No.	Interest Rate	Beginning Market Value December 1, 2017	For The Quarter Ended February 28, 2018					Ending Market Value * February 28, 2018	
					Cash Receipts	Cash Disbursements	Transfers In / (Out)	Interest Earned	Accrued Interest		
Public Funds Interest Checking	Operating	51015560	0.7000%	\$ 15,171,814.18	\$ 88,156,734.16	\$ (76,550,370.41)	\$ (17,846,226.00)	(1) \$ 35,389.87	\$ 17,353.26	\$ 26,830,921.06	
Public Funds Interest Checking	Operating Reserve**	6734303834	0.0000%	25,000,000.00	-	-	-	-	-	25,000,000.00	
Public Funds Interest Checking	Payroll	51025558	0.7000%	698,223.71	16,875,622.31	(16,991,940.81)	-	659.34	284.54	582,849.09	
Public Funds Interest Checking	Student	41376536	0.7000%	743,319.61	10,751,494.09	(10,319,393.74)	-	1,877.70	813.49	1,178,111.15	
Public Funds Interest Checking	Federal Draw Down	51015544	0.7000%	0.00	24,379,719.94	(24,379,722.74)	-	2.80	20.43	20.43	
Public Funds Interest Checking	Interest & Sinking - Bond 96, 02, 03, 04, 07, 10, 13, 14 & 15	51029782	0.7000%	2,201,924.55	13,099,599.77	(3,605,983.36)	-	7,194.78	5,812.69	11,708,548.43	
Public Funds Interest Checking	Interest & Sinking - Bond 99 & 07	51060671	0.6900%	533.99	14,900.31	(14,900.00)	-	0.64	2.29	537.23	
Public Funds Interest Checking	Construction - E&G Transfer	51067625	0.7000%	4,486,913.72	3,002,721.86	(2,074,975.83)	3,000,000.00	(3) 4,525.83	1,542.47	5,420,728.05	
Public Funds Interest Checking	Construction - LT Bonds Series 2014	6720987978	0.7000%	5,097.43	2.93	(5,105.14)	-	4.78	0.01	0.01	
Public Funds Interest Checking	Construction - LT Bonds Series 2015	6731734028	0.7000%	9,472,660.15	25,137,235.81	(20,845,380.44)	25,130,338.03	(2) 15,692.84	3,453.44	13,783,661.80	
Treasury Management Analysis Checking (Zero Balance Account)	Special	2530032925	0.0000%	-	786,292.59	(786,292.59)	-	-	-	-	
Total Checking Accounts at February 28, 2018				0.6989%	\$ 57,780,487.34	\$ 182,204,323.77	\$ (155,574,065.06)	\$ 10,284,112.03	\$ 65,348.58	\$ 29,282.62	\$ 84,505,377.25

* Ending Market Value reflect the BBVA Compass Bank available balance as of February 28, 2018 including accrued interest.

**Non-Interest Bearing Account to serve as the minimum monthly average balance in order for BBVA Compass to waive bank fees.

- (1) Transfers were made as follows:
 - a) Certificate of Deposit to Checking in December 2017.
 - b) Checking to Certificate of Deposit in January 2018.
 - c) Checking Operating to Checking Construction in February 2018
- (2) Transfers were made as follows:
 - a) Certificate of Deposit to Checking in December 2017.
 - b) Certificate of Deposit to Checking in January 2018.
 - c) Money Market to Checking in February 2018
- (3) Transfers were made as follows:
 - a) Checking Operating to Checking Construction in February 2018