

For any inquiries regarding the College's investments please contact:

Myriam Lopez, MBA  
Comptroller  
South Texas College  
Business Office  
3201 W. Pecan Ave.  
McAllen, TX 78501

email: [myriaml@southtexascollege.edu](mailto:myriaml@southtexascollege.edu)  
Operating #2  
Telephone No. (956) 872-4646  
Fax No. (956) 872-4647

**Investment Report**  
**Fiscal Year 2016-2017**  
**For the Three Months Ending August 31, 2017 - Unaudited**

**Investment Position of the Entity as of August 31, 2017**

Investment Type / Investment Provider	Rating	Fund	Account No.	Maturity Date	Term	Interest Rate **	Beginning Market Value June 1, 2017	Principal Additions & (Deductions)	Interest Earned	Ending Market Value August 31, 2017
<b>Certificate of Deposit</b>										
BBVA Compass Bank		Endowment - A. De Los Santos	6721406103	08/31/17	3 months	1.0000%	\$ 15,123.03	\$ (23.03)	\$ 38.11	\$ 15,138.11
BBVA Compass Bank		Endowment - Futuro Brillante	6721402310	08/31/17	3 months	1.0000%	200,405.29	(305.29)	505.07	200,605.07
BBVA Compass Bank		Endowment - Glen & Rita Roney	6721403899	08/31/17	3 months	1.0000%	116,878.07	(178.07)	294.56	116,994.56
BBVA Compass Bank		Unrestricted - Operating #15	6737484201	11/06/17	19 months	0.7500%	5,043,427.61	-	9,540.17	5,052,967.78
BBVA Compass Bank		Plant - Const. - LT Bonds Series 2015 #16	6741946767	09/01/17	10 months	0.8000%	6,027,944.02	-	12,167.11	6,040,111.13
BBVA Compass Bank		Plant - Const. - LT Bonds Series 2015 #17	6741947402	10/02/17	11 months	0.8300%	5,024,162.02	-	10,521.71	5,034,683.73
BBVA Compass Bank		Plant - Const. - LT Bonds Series 2015 #18	6741947801	11/01/17	12 months	0.8700%	5,025,329.40	-	11,031.89	5,036,361.29
BBVA Compass Bank		Unrestricted - Operating #28	6749066812	03/01/19	21 months	1.4200%	5,002,723.29	-	17,938.06	5,020,661.35
BBVA Compass Bank		Unrestricted - Operating #29	6749066618	04/01/19	22 months	1.4300%	5,002,742.47	-	18,064.67	5,020,807.14
Texas Regional Bank		Unrestricted - Operating #17	28917	04/02/18	24 months	1.0100%	5,058,378.33	-	12,877.52	5,071,255.85
Inter National Bank		Unrestricted - Operating #4	59619	06/01/17	18 months	0.5000%	3,022,591.12	(3,022,591.12)	-	0.00
Inter National Bank		Unrestricted - Operating #5	59620	09/01/17	21 months	0.5500%	1,512,428.99	-	2,096.68	1,514,525.67
Inter National Bank		Unrestricted - Operating #6	59621	12/01/17	24 months	0.8500%	3,038,489.08	-	6,509.86	3,044,998.94
Southside Bank		Unrestricted - Operating #10	234385	06/12/17	18 months	0.7900%	5,058,177.17	(5,059,379.38)	1,202.21	(0.00)
Southside Bank		Unrestricted - Operating #11	234386	09/14/17	21 months	0.8900%	5,065,581.40	-	11,363.56	5,076,944.96
Southside Bank		Unrestricted - Operating #12	234393	12/14/17	24 months	1.0100%	5,074,478.38	-	12,918.38	5,087,396.76
Southside Bank		Unrestricted - Operating #16	235094	03/01/18	23 months	0.8600%	5,049,674.22	-	10,946.14	5,060,620.36
Southside Bank		Unrestricted - Operating #24	236185	08/01/18	23 months	1.0000%	5,035,563.24	-	12,692.39	5,048,255.63
Southside Bank		Unrestricted - Operating #26	236896	10/01/18	20 months	1.1500%	5,019,865.39	-	14,551.01	5,034,416.40
Southside Bank		Unrestricted - Operating #27	236897	11/01/18	21 months	1.2000%	5,020,729.84	-	15,186.29	5,035,916.13
Southside Bank		Plant - Const. - LT Bonds Series 2015 #19	236930	01/08/18	11 months	1.0000%	5,016,586.03	-	12,644.77	5,029,230.80
LegacyTexas Bank		Unrestricted - Operating #18	60050001083	07/05/17	12 months	0.8500%	5,037,855.53	(5,041,844.50)	3,988.97	(0.00)
LegacyTexas Bank		Unrestricted - Operating #19	60050001085	05/01/18	22 months	1.0000%	5,044,562.88	-	12,725.74	5,057,288.62
LegacyTexas Bank		Unrestricted - Operating #20	60050001086	06/01/18	23 months	1.0300%	7,568,857.97	-	19,667.01	7,588,524.98
LegacyTexas Bank		Unrestricted - Operating #21	60050001087	07/02/18	24 months	1.0500%	7,570,200.69	-	20,052.78	7,590,253.47
LegacyTexas Bank		Plant - Const. - LT Bonds Series 2015 #13	60050001210	06/01/17	9 months	0.7500%	7,037,341.42	(7,037,341.42)	-	-
LegacyTexas Bank		Plant - Const. - LT Bonds Series 2015 #14	60050001211	07/05/17	10 months	0.7800%	6,033,290.35	(6,037,674.10)	4,383.75	(0.00)
LegacyTexas Bank		Plant - Const. - LT Bonds Series 2015 #15	60050001212	08/01/17	11 months	0.8000%	6,034,146.10	(6,042,216.36)	8,070.26	(0.00)
LegacyTexas Bank		Unrestricted - Operating #22	60050001213	08/01/17	11 months	0.8000%	5,028,455.08	(5,035,180.30)	6,725.22	0.00
LegacyTexas Bank		Unrestricted - Operating #23	60050001214	10/02/17	13 months	0.8300%	5,029,524.93	-	10,529.38	5,040,054.31
LegacyTexas Bank		Plant - Const. - LT Bonds Series 2015 #20	60050001448	12/01/17	10 months	1.0000%	10,032,917.24	-	25,309.70	10,058,226.94
LegacyTexas Bank		Unrestricted - Operating #30	60050001758	05/01/19	24 months	1.4800%	5,002,838.36	-	18,685.85	5,021,524.21
LegacyTexas Bank		Unrestricted - Operating #31	60050001934	06/03/19	22 months	1.6300%	-	5,000,000.00	7,145.51	5,007,145.51
LegacyTexas Bank		Unrestricted - Operating #32	60050001935	07/01/19	23 months	1.6500%	-	5,000,000.00	7,233.19	5,007,233.19
BTH Bank		Unrestricted - Operating #25	8091076	09/04/18	22 months	1.1000%	5,032,171.69	-	13,621.63	5,045,793.32

**Investment Position of the Entity as of August 31, 2017**

Investment Type / Investment Provider	Rating	Fund	Account No.	Maturity Date	Term	Interest Rate **	Beginning Market Value June 1, 2017	Principal Additions & (Deductions)	Interest Earned	Ending Market Value August 31, 2017
<b>Investment Pool</b>										
TexPool*	AAAm	Operating	7942700001			0.9989%	258,158.05	(265,085.03)	6,926.98	(0.00)
TexPool*	AAAm	Interest & Sinking	7942700002			0.9989%	22,089,286.25	(11,000,000.00)	41,889.88	11,131,176.13
TexPool*	AAAm	Construction - Operating Transfer	7942700003			0.9989%	28,605,029.22	(10,000,000.00)	60,983.53	18,666,012.75
TexPool*	AAAm	Construction - LT Bonds Series 2015	7942700005			0.9989%	9,519,444.35	(9,530,923.28)	11,478.93	(0.00)
<b>Money Market</b>										
Green Bank		Unrestricted - Operating #2	5501132400			1.2100%	20,134,298.57	(10,000,000.00)	47,133.67	10,181,432.24
NexBank		Unrestricted - Operating #3	1513688			1.4700%	30,057,709.78	5,000,000.00	109,858.70	35,167,568.48
Green Bank		Construction - Operating Transfer #2	5501198393			1.2100%	-	10,000,000.00	9,205.47	10,009,205.47
NexBank		Construction - LT Bonds Series 2015 #2	1513696			1.4700%	40,057,371.12	(5,500,000.00)	140,001.35	34,697,372.47
<b>Total Investments at August 31, 2017</b>							<b>\$ 309,604,737.97</b>	<b>\$ (58,572,741.88)</b>	<b>\$ 778,707.66</b>	<b>\$ 251,810,703.75</b>

The difference between the beginning and ending market value is a result of accrued and earned interest and transfers to or from checking bank accounts and investment accounts.

**Interest Earned - June 1, 2017 through August 31, 2017**

Investment Type / Investment Provider	Rating	Fund	Account No.	Beginning Date	Maturity Date	Interest Rate **	Interest Earned *			Interest Earned For the Period of June 1, 2017 through August 31, 2017
							June	July	August	
<b>Certificate of Deposit</b>										
BBVA Compass Bank		Endowment - A. De Los Santos	6721406103	05/31/17	08/31/17	1.0000%	\$ 12.39	\$ 12.80	\$ 12.92	\$ 38.11
BBVA Compass Bank		Endowment - Futuro Brillante	6721402310	05/31/17	08/31/17	1.0000%	164.49	170.09	170.49	505.07
BBVA Compass Bank		Endowment - Glen & Rita Roney	6721403899	05/31/17	08/31/17	1.0000%	95.94	99.20	99.42	294.56
BBVA Compass Bank		Unrestricted - Operating #15	6737484201	04/06/16	11/06/17	0.7500%	3,108.95	3,214.59	3,216.63	9,540.17
BBVA Compass Bank		Plant - Const. - LT Bonds Series 2015 #16	6741946767	11/01/16	09/01/17	0.8000%	3,964.84	4,099.74	4,102.53	12,167.11
BBVA Compass Bank		Plant - Const. - LT Bonds Series 2015 #17	6741947402	11/01/16	10/02/17	0.8300%	3,428.57	3,545.32	3,547.82	10,521.71
BBVA Compass Bank		Plant - Const. - LT Bonds Series 2015 #18	6741947801	11/01/16	11/01/17	0.8700%	3,594.70	3,717.22	3,719.97	11,031.89
BBVA Compass Bank		Unrestricted - Operating #28	6749066812	05/18/17	03/01/19	1.4200%	5,838.67	6,040.60	6,058.79	17,938.06
BBVA Compass Bank		Unrestricted - Operating #29	6749066618	05/18/17	04/01/19	1.4300%	5,879.81	6,083.21	6,101.65	18,064.67
Texas Regional Bank		Unrestricted - Operating #17	28917	04/07/16	04/02/18	1.0100%	4,192.77	4,341.32	4,343.43	12,877.52
Inter National Bank		Unrestricted - Operating #4	59619	12/01/15	06/01/17	0.5000%	-	-	-	-
Inter National Bank		Unrestricted - Operating #5	59620	12/01/15	09/01/17	0.5500%	683.70	706.49	706.49	2,096.68
Inter National Bank		Unrestricted - Operating #6	59621	12/01/15	12/01/17	0.8500%	2,122.78	2,193.54	2,193.54	6,509.86
Southside Bank		Unrestricted - Operating #10	234385	12/14/15	06/12/17	0.7900%	1,202.21	-	-	1,202.21
Southside Bank		Unrestricted - Operating #11	234386	12/14/15	09/14/17	0.8900%	3,703.08	3,830.24	3,830.24	11,363.56
Southside Bank		Unrestricted - Operating #12	234393	12/14/15	12/14/17	1.0100%	4,209.40	4,354.49	4,354.49	12,918.38
Southside Bank		Unrestricted - Operating #16	235094	04/07/16	03/01/18	0.8600%	3,564.74	3,689.94	3,691.46	10,946.14
Southside Bank		Unrestricted - Operating #24	236185	09/15/16	08/01/18	1.0000%	4,135.55	4,278.42	4,278.42	12,692.39
Southside Bank		Unrestricted - Operating #26	236896	01/26/17	10/01/18	1.1500%	4,739.43	4,900.13	4,911.45	14,551.01
Southside Bank		Unrestricted - Operating #27	236897	01/26/17	11/01/18	1.2000%	4,946.10	5,113.93	5,126.26	15,186.29
Southside Bank		Plant - Const. - LT Bonds Series 2015 #19	236930	01/31/17	01/08/18	1.0000%	4,119.61	4,257.62	4,267.54	12,644.77
LegacyTexas Bank		Unrestricted - Operating #18	60050001083	7/12/2016	07/05/17	0.8500%	3,519.57	469.40	-	3,988.97
LegacyTexas Bank		Unrestricted - Operating #19	60050001085	7/12/2016	05/01/18	1.0000%	4,146.17	4,287.99	4,291.58	12,725.74
LegacyTexas Bank		Unrestricted - Operating #20	60050001086	7/12/2016	06/01/18	1.0300%	6,407.54	6,626.87	6,632.60	19,667.01
LegacyTexas Bank		Unrestricted - Operating #21	60050001087	7/12/2016	07/02/18	1.0500%	6,533.11	6,756.86	6,762.81	20,052.78

**Interest Earned - June 1, 2017 through August 31, 2017**

Investment Type / Investment Provider	Rating	Fund	Account No.	Beginning Date	Maturity Date	Interest Rate **	Interest Earned *			Interest Earned For the Period of June 1, 2017 through August 31, 2017				
							June	July	August					
LegacyTexas Bank		Plant - Const. - LT Bonds Series 2015 #13	60050001210	09/15/16	06/01/17	0.7500%	-	-	-	-				
LegacyTexas Bank		Plant - Const. - LT Bonds Series 2015 #14	60050001211	09/15/16	07/05/17	0.7800%	3,867.88	515.87	-	4,383.75				
LegacyTexas Bank		Plant - Const. - LT Bonds Series 2015 #15	60050001212	09/15/16	08/01/17	0.8000%	3,967.61	4,102.65	-	8,070.26				
LegacyTexas Bank		Unrestricted - Operating #22	60050001213	09/15/16	08/01/17	0.8000%	3,306.34	3,418.88	-	6,725.22				
LegacyTexas Bank		Unrestricted - Operating #23	60050001214	09/15/16	10/02/17	0.8300%	3,431.06	3,547.93	3,550.39	10,529.38				
LegacyTexas Bank		Plant - Const. - LT Bonds Series 2015 #20	60050001448	02/01/17	12/01/17	1.0000%	8,246.24	8,528.11	8,535.35	25,309.70				
LegacyTexas Bank		Unrestricted - Operating #30	60050001758	05/18/17	05/01/19	1.4800%	6,085.50	6,296.29	6,304.06	18,685.85				
LegacyTexas Bank		Unrestricted - Operating #31	60050001934	07/31/17	06/03/19	1.6300%	-	223.29	6,922.22	7,145.51				
LegacyTexas Bank		Unrestricted - Operating #32	60050001935	07/31/17	07/01/19	1.6500%	-	226.03	7,007.16	7,233.19				
BTH Bank		Unrestricted - Operating #25	8091076	11/3/2016	09/04/18	1.1000%	4,612.82	4,313.49	4,695.32	13,621.63				
<b>Investment Pool</b>														
TexPool	AAAm	Operating	7942700001			0.9989%	187.07	3,843.38	2,896.53	6,926.98				
TexPool	AAAm	Interest & Sinking	7942700002			0.9989%	16,007.94	16,446.14	9,435.80	41,889.88				
TexPool	AAAm	Construction - Operating Transfer	7942700003			0.9989%	20,729.82	23,616.76	16,636.95	60,983.53				
TexPool	AAAm	Construction - LT Bonds Series 2015	7942700005			0.9989%	6,638.17	3,734.12	1,106.64	11,478.93				
<b>Money Market</b>														
Green Bank		Unrestricted - Operating #2	5501132400			1.2100%	17,872.63	18,894.91	10,366.13	47,133.67				
NexBank		Unrestricted - Operating #3	1513688			1.4700%	33,187.01	37,312.71	39,358.98	109,858.70				
Green Bank		Construction - Operating Transfer #2	5501198393			1.2100%	-	-	9,205.47	9,205.47				
NexBank		Construction - LT Bonds Series 2015 #2	1513696			1.4700%	44,227.73	49,725.98	46,047.64	140,001.35				
<b>Total Interest Earned - June 1, 2017 through August 31, 2017</b>							<b>\$</b>	<b>256,681.94</b>	<b>\$</b>	<b>267,536.55</b>	<b>\$</b>	<b>254,489.17</b>	<b>\$</b>	<b>778,707.66</b>

\*Includes Accrued Interest

\*\*Average Monthly Rate for TexPool

**BBVA Compass Bank** - The depository funds are collateralized by the following:

Irrevocable Standby Letter of Credit Number: 99899. Expires at 5:00 p.m. Eastern Time, on September 26, 2017 Federal Home Loan Bank of Atlanta at 1475 Peachtree Street N. E., Atlanta, Georgia 30309	\$ 105,000,000.00
Irrevocable Standby Letter of Credit Number: 111042. Expires at 5:00 p.m. Eastern Time, on June 1, 2018 Federal Home Loan Bank of Atlanta at 1475 Peachtree Street N. E., Atlanta, Georgia 30309	10,000,000.00
FDIC - Checking Accounts	250,000.00
FDIC - Certificate of Deposits	250,000.00
<b>Total Collateral as of August 31, 2017</b>	<b>\$ 115,500,000.00</b>
Checking Accounts	\$ 62,035,722.38
Certificates of Deposit	31,538,330.16
<b>Total BBVA Compass Bank Account Balances</b>	<b>\$ 93,574,052.54</b>
100% Collateral Required	<b>\$ 93,574,052.54</b>

**Texas Regional Bank** - The depository funds are collateralized by the following:

Security Type	Cusip No.	Maturity Date	Coupon Rate	Face	Par	Book Value August 31, 2017	Market Value August 31, 2017
FNMA 15YR	3138ELFE8	5/1/2028	3.50%	3,000,000.00	1,525,364.88	1,618,218.78	1,600,834.96
FNMA 15YR	3138XBGG3	10/1/2028	3.50%	3,075,000.00	1,504,476.19	1,594,344.54	1,577,103.97
FHLMC 15YR	3128MECD1	11/1/2029	3.50%	3,350,000.00	2,136,993.57	2,266,283.90	2,245,160.97
				<b>\$ 9,425,000.00</b>	<b>\$ 5,166,834.64</b>	<b>\$ 5,478,847.22</b>	<b>\$ 5,423,099.90</b>
FDIC - Certificate of Deposits						250,000.00	250,000.00
<b>Total Collateral as of August 31, 2017</b>						<b>\$ 5,728,847.22</b>	<b>\$ 5,673,099.90</b>
Total Texas Regional Bank Account Balances							\$ 5,071,255.85
102% Collateral Required							<b>\$ 5,172,680.96</b>

**Inter National Bank** - The depository funds are collateralized by the following:

Security Type	Cusip No.	Maturity Date	Coupon Rate	Face	Par	Book Value August 31, 2017	Market Value August 31, 2017
FHLMC Pool #C91569	3128P7W66	10/1/2032	3.500%	4,381,735.51	2,207,978.39	2,292,427.65	2,309,479.16
SBA Pool #509395	83164LNL1	12/25/2038	4.575%	4,394,019.00	3,107,376.37	3,423,160.06	3,465,346.13
SBA Pool #509100	83164LDD0	8/25/2036	3.000%	174,215.74	91,644.37	94,840.08	95,900.33
				<b>\$ 8,949,970.25</b>	<b>\$ 5,406,999.13</b>	<b>\$ 5,810,427.79</b>	<b>\$ 5,870,725.62</b>
FDIC - Certificate of Deposits						250,000.00	250,000.00
<b>Total Collateral as of August 31, 2017</b>						<b>\$ 6,060,427.79</b>	<b>\$ 6,120,725.62</b>
Total Inter National Bank Account Balances							\$ 4,559,524.61
102% Collateral Required							<b>\$ 4,650,715.10</b>

**Southside Bank** - The depository funds are collateralized by the following:

Security Type	Cusip No.	Maturity Date	Coupon Rate	Face	Par	Book Value August 31, 2017	Market Value August 31, 2017
FHR 3472 CZ	31397WN35	8/15/2036	6.000%	25,500,000.00	9,973,491.91	10,206,304.31	10,815,613.67
FHR 4661 AC	3137BVEX0	4/15/2043	4.000%	15,000,000.00	13,713,856.80	14,418,145.60	14,489,614.02
Dallas CNTY TX	234650NE5	8/15/2030	4.000%	9,380,000.00	9,380,000.00	9,827,396.75	10,334,977.80
Lakeside TX WC&ID #2-D	51219SFD5	9/1/2030	4.000%	305,000.00	305,000.00	323,647.85	329,583.00
FHR 3804 PW	3137A7F39	3/15/2040	4.500%	359,000.00	359,000.00	372,477.74	384,558.32
				<b>\$ 50,544,000.00</b>	<b>\$ 33,731,348.71</b>	<b>\$ 35,147,972.25</b>	<b>\$ 36,354,346.81</b>
FDIC - Certificate of Deposits						250,000.00	250,000.00
<b>Total Collateral as of August 31, 2017</b>						<b>\$ 35,397,972.25</b>	<b>\$ 36,604,346.81</b>
Total Southside Bank Account Balances							\$ 35,372,781.04
102% Collateral Required							<b>\$ 36,080,236.66</b>

**LegacyTexas Bank - The depository funds are collateralized by the following:**

Irrevocable Standby Letter of Credit Number: 9554000637. Expires on May 8, 2018 Federal Home Loan Bank of Dallas at 8500 Freeport Parkway South, Suite 600, Irving, Texas 75063-2547	\$	5,250,000.00
Irrevocable Standby Letter of Credit Number: 9554000638. Expires on June 8, 2018 Federal Home Loan Bank of Dallas at 8500 Freeport Parkway South, Suite 600, Irving, Texas 75063-2547		7,850,000.00
Irrevocable Standby Letter of Credit Number: 9554000639. Expires on July 9, 2018 Federal Home Loan Bank of Dallas at 8500 Freeport Parkway South, Suite 600, Irving, Texas 75063-2547		7,850,000.00
Irrevocable Standby Letter of Credit Number: 9554000706. Expires on October 10, 2017 Federal Home Loan Bank of Dallas at 8500 Freeport Parkway South, Suite 600, Irving, Texas 75063-2547		5,200,000.00
Irrevocable Standby Letter of Credit Number: 9554000784. Expires on December 6, 2017 Federal Home Loan Bank of Dallas at 8500 Freeport Parkway South, Suite 600, Irving, Texas 75063-2547		10,300,000.00
Irrevocable Standby Letter of Credit Number: 9554000879. Expires on May 8, 2019 Federal Home Loan Bank of Dallas at 8500 Freeport Parkway South, Suite 600, Irving, Texas 75063-2547		5,275,000.00
Irrevocable Standby Letter of Credit Number: 9554000972. Expires on June 7, 2019 Federal Home Loan Bank of Dallas at 8500 Freeport Parkway South, Suite 600, Irving, Texas 75063-2547		5,300,000.00
Irrevocable Standby Letter of Credit Number: 9554000973. Expires on July 5, 2019 Federal Home Loan Bank of Dallas at 8500 Freeport Parkway South, Suite 600, Irving, Texas 75063-2547		5,300,000.00
		5,300,000.00
FDIC - Certificate of Deposits	\$	52,325,000.00
<b>Total Collateral as of August 31, 2017</b>		<b>250,000.00</b>
	\$	<b>52,575,000.00</b>
	Total LegacyTexas Bank Account Balances	\$ 50,370,251.23
	100% Collateral Required	\$ 50,370,251.23

**Green Bank - The depository funds are collateralized by the following:**

Irrevocable Standby Letter of Credit Number: 2179001366. Expires on December 5, 2017 Federal Home Loan Bank of Dallas at 8500 Freeport Parkway South, Suite 100, Irving, Texas 75063-2547	\$	2,400,000.00
Irrevocable Standby Letter of Credit Number: 2179001069. Expires on September 14, 2017 Federal Home Loan Bank of Dallas at 8500 Freeport Parkway South, Suite 100, Irving, Texas 75063-2547		3,835,000.00
Irrevocable Standby Letter of Credit Number: 2179001068. Expires on September 13, 2017 Federal Home Loan Bank of Dallas at 8500 Freeport Parkway South, Suite 100, Irving, Texas 75063-2547		4,310,000.00
Irrevocable Standby Letter of Credit Number: 2179001101. Expires on September 20, 2017 Federal Home Loan Bank of Dallas at 8500 Freeport Parkway South, Suite 100, Irving, Texas 75063-2547		9,675,000.00
		20,220,000.00
FDIC - Money Market		250,000.00
<b>Total Collateral as of August 31, 2017</b>		<b>20,470,000.00</b>
	Total Green Bank Account Balances	\$ 20,190,637.71
	100% Collateral Required	\$ 20,190,637.71

**BTH Bank - The depository funds are collateralized by the following:**

Irrevocable Standby Letter of Credit Number: 2555000100. Expires on September 4, 2018 Federal Home Loan Bank of Dallas at 8500 Freeport Parkway South, Suite 600, Irving, Texas 75063-2547	\$	5,109,375.62
	\$	5,109,375.62
FDIC - Certificate of Deposits		250,000.00
<b>Total Collateral as of August 31, 2017</b>		<b>5,359,375.62</b>
	Total BTH Bank Account Balances	\$ 5,045,793.32
	100% Collateral Required	\$ 5,045,793.32

**NexBank - The depository funds are collateralized by the following:**

Irrevocable Standby Letter of Credit Number: 2029000375. Expires on October 3, 2017 Federal Home Loan Bank of Dallas at 8500 Freeport Parkway South, Suite 600, Irving, Texas 75063-2547	\$	30,660,000.00
Irrevocable Standby Letter of Credit Number: 2029000392. Expires on October 10, 2017 Federal Home Loan Bank of Dallas at 8500 Freeport Parkway South, Suite 600, Irving, Texas 75063-2547		41,000,000.00
		71,660,000.00
FDIC - Money Market		250,000.00
<b>Total Collateral as of August 31, 2017</b>		<b>71,910,000.00</b>
	Total NexBank Account Balances	\$ 69,864,940.95
	100% Collateral Required	\$ 69,864,940.95

**Grand Total - Checking and Investment Account Balance**

Checking Accounts	
BBVA Compass Bank Checking	\$ 62,035,722.38
Investment Accounts	
BBVA Compass Bank	31,538,330.16
Texas Regional Bank	5,071,255.85
Inter National Bank	4,559,524.61
Southside Bank	35,372,781.04
LegacyTexas Bank	50,370,251.23
Green Bank	20,190,637.71
BTH Bank	5,045,793.32
NexBank	69,864,940.95
TexPool	29,797,188.88
Total Investments	<u>251,810,703.75</u>
Total Portfolio	<u>\$ 313,846,426.13</u>
less TexPool	(29,797,188.88)
Total Account Balance to be Collateralized	<u>\$ 284,049,237.25</u>


**Grand Total - Checking and Investment Account Collateral**

102% (100% LOC) Collateral Required	
BBVA Compass Bank	93,574,052.54
Texas Regional Bank	5,172,680.96
Inter National Bank	4,650,715.10
Southside Bank	36,080,236.66
LegacyTexas Bank	50,370,251.23
Green Bank	20,190,637.71
BTH Bank	5,045,793.32
NexBank	69,864,940.95
Total Collateral	<u>\$ 284,949,308.47</u>
Collateral	
BBVA Compass Bank	115,500,000.00
Texas Regional Bank	5,673,099.90
Inter National Bank	6,120,725.62
Southside Bank	36,604,346.81
LegacyTexas Bank	52,575,000.00
Green Bank	20,470,000.00
BTH Bank	5,359,375.62
NexBank	71,910,000.00
Total Collateral	<u>\$ 314,212,547.95</u>


The College's investments are in compliance with:

- (A) the investment strategy expressed in the College investment policy; and
- (B) relevant provisions of Chapter 2256 of the Public Funds Investment Act.


The primary objective of all investments activity is the preservation of capital and the safety of principal in the overall portfolio in accordance with STC's Board approved Investment Policy. The depository bank paid the College the highest rate of interest possible at the time of investment and in accordance with the depository bank contract.



\_\_\_\_\_  
 Maria G. Elizondo, Vice President for Finance and Administrative Services



\_\_\_\_\_  
 Myriam Lopez, Comptroller



\_\_\_\_\_  
 Paul R. Rodriguez, Board of Trustees, Designated Investment Officer

September 6, 2017  
 Date

September 6, 2017  
 Date

September 6, 2017  
 Date

South Texas College  
Checking Accounts  
For the Quarter Ending August 31, 2017

Type of Deposit at BBVA Compass Bank	Fund	Checking No.	Interest Rate	Beginning Market Value June 1, 2017	For The Quarter Ended August 31, 2017					Ending Market Value August 31, 2017	
					Cash Receipts	Cash Disbursements	Transfers In / (Out)	Interest Earned	Accrued Interest		
Public Funds Interest Checking	Operating	51015560	0.7000%	\$ 11,462,152.64	\$ 60,805,929.97	\$ (57,781,673.98)	\$ 13,424,586.72	( 1 )	\$ 10,926.97	\$ 16,659.89	\$ 27,938,582.21
Public Funds Interest Checking	Operating Reserve**	6734303834	0.0000%	25,000,000.00	-	-	-	-	-	-	25,000,000.00
Public Funds Interest Checking	Payroll	51025558	0.7000%	920,561.15	15,786,558.27	(16,261,727.03)	-	-	390.86	886.58	446,669.83
Public Funds Interest Checking	Student	41376536	0.7000%	437,863.70	6,593,755.21	(5,562,059.53)	-	-	387.67	922.57	1,470,869.62
Public Funds Interest Checking	Federal Draw Down	51015544	0.7000%	-	19,953,894.52	(19,954,059.58)	-	-	65.06	54.61	54.61
Public Funds Interest Checking	Interest & Sinking - Bond 96, 02, 03, 04, 07, 10, 13, 14 & 15	51029782	0.7000%	2,108,788.74	651,352.32	(12,867,178.13)	11,000,000.00	( 2 )	2,012.63	3,325.83	898,301.39
Public Funds Interest Checking	Interest & Sinking - Bond 99 & 07	51060671	0.7000%	496.81	371,900.15	(371,900.00)	-	-	0.29	36.11	533.36
Public Funds Interest Checking	Construction - E&G Transfer	51067625	0.7000%	4,720,509.72	10,001,701.14	(13,253,773.02)	-	( 3 )	2,518.28	2,764.00	1,473,720.12
Public Funds Interest Checking	Construction - LT Bonds Series 2014	6720987978	0.7000%	94,110.41	99,106.08	(116,294.10)	-	-	24.65	56.51	77,003.55
Public Funds Interest Checking	Construction - LT Bonds Series 2015	6731734028	0.7000%	94,808.30	28.18	(29,523,812.16)	34,148,155.16	( 4 )	4,329.92	6,478.29	4,729,987.69
Treasury Management Analysis Checking (Zero Balance Account)	Special	2530032925	0.0000%	-	737,287.55	(737,287.55)	-	-	-	-	-
<b>Total Checking Accounts at August 31, 2017</b>				<b>0.7000%</b>	<b>\$ 44,839,291.47</b>	<b>\$ 115,001,613.39</b>	<b>\$ (156,429,765.08)</b>	<b>\$ 58,572,741.88</b>	<b>\$ 20,656.33</b>	<b>\$ 31,184.39</b>	<b>\$ 62,035,722.38</b>

Ending Market Value reflect the BBVA Compass Bank available balance as of August 31, 2017 including accrued interest.\*

\*\*Non-Interest Bearing Account to serve as the minimum monthly average balance in order for BBVA Compass to waive bank fees.

- (1) Transfers were made as follows:  
a) Certificate of Deposit to Checking in June 2017,  
b) Money Market to Checking and Checking to Certificate of Deposits in July 2017, and  
c) Certificate of Deposit to Checking, TexPool to Checking and Checking to Money Market in August 2017.
- (2) Transfers were made as follows:  
a) TexPool to Checking in July 2017.
- (3) Transfers were made as follows:  
a) TexPool to Checking and Checking to Money Market in August 2017.
- (4) Transfers were made as follows:  
a) Certificate of Deposit to Checking and TexPool to Checking in June 2017,  
b) Certificate of Deposit to Checking in July 2017, and  
c) Certificate of Deposit to Checking, TexPool to Checking, and Money Market to Checking in August 2017.