

For any inquiries regarding the College's investments please contact:

Myriam Lopez, MBA
Comptroller
South Texas College
Business Office
3201 W. Pecan Ave.
McAllen, TX 78501

email: myriaml@southtexascollege.edu
Operating #2
Telephone No. (956) 872-4646
Fax No. (956) 872-4647

Investment Report
Fiscal Year 2016-2017
For the Three Months Ending November 30, 2016 - Unaudited

Investment Position of the Entity as of November 30, 2016

Investment Type / Investment Provider	Rating	Fund	Account No.	Maturity Date	Term	Interest Rate **	Beginning Market Value September 1, 2016	Principal Additions & (Deductions)	Interest Earned	Ending Market Value November 30, 2016
Certificate of Deposit										
BBVA Compass Bank		Endowment - A. De Los Santos	6721406103	02/28/17	12 months	0.5500%	\$ 15,141.91	\$ -	\$ 20.77	\$ 15,162.68
BBVA Compass Bank		Endowment - Futuro Brillante	6721402310	02/28/17	12 months	0.5500%	200,655.43	-	275.26	200,930.69
BBVA Compass Bank		Endowment - Glen & Rita Roney	6721403899	02/28/17	12 months	0.5500%	117,023.94	-	160.54	117,184.48
BBVA Compass Bank		Unrestricted - Operating #13	6737483418	04/06/17	12 months	0.6000%	5,012,176.22	-	7,501.40	5,019,677.62
BBVA Compass Bank		Unrestricted - Operating #14	6737483841	05/06/17	13 months	0.6500%	5,013,191.98	-	8,128.51	5,021,320.49
BBVA Compass Bank		Unrestricted - Operating #15	6737484201	11/06/17	19 months	0.7500%	5,015,223.97	-	9,383.63	5,024,607.60
BBVA Compass Bank		Plant - Const. - LT Bonds Series 2015 #16	6741946767	09/01/17	10 months	0.8000%	-	6,000,000.00	3,946.46	6,003,946.46
BBVA Compass Bank		Plant - Const. - LT Bonds Series 2015 #17	6741947402	10/02/17	11 months	0.8300%	-	5,000,000.00	3,412.08	5,003,412.08
BBVA Compass Bank		Plant - Const. - LT Bonds Series 2015 #18	6741947801	11/01/17	12 months	0.8700%	-	5,000,000.00	3,576.58	5,003,576.58
Texas Regional Bank		Unrestricted - Operating #1	28745	09/01/16	9 months	0.3500%	1,503,958.95	(1,503,958.95)	-	-
Texas Regional Bank		Unrestricted - Operating #17	28917	04/02/18	24 months	1.0100%	5,020,357.87	-	12,641.53	5,032,999.40
Inter National Bank		Unrestricted - Operating #2	59617	12/01/16	12 months	0.4500%	1,505,091.37	-	1,688.59	1,506,779.96
Inter National Bank		Unrestricted - Operating #3	59618	03/01/17	15 months	0.4500%	2,006,788.49	-	2,251.45	2,009,039.94
Inter National Bank		Unrestricted - Operating #4	59619	06/01/17	18 months	0.5000%	3,011,315.58	-	3,753.83	3,015,069.41
Inter National Bank		Unrestricted - Operating #5	59620	09/01/17	21 months	0.5500%	1,506,224.34	-	2,065.38	1,508,289.72
Inter National Bank		Unrestricted - Operating #6	59621	12/01/17	24 months	0.8500%	3,019,253.37	-	6,398.34	3,025,651.71
Southside Bank		Unrestricted - Operating #8	234383	09/14/16	9 months	0.4000%	5,014,369.88	(5,015,083.63)	713.75	(0.00)
Southside Bank		Unrestricted - Operating #9	234384	03/14/17	15 months	0.6800%	5,024,445.11	-	8,518.14	5,032,963.25
Southside Bank		Unrestricted - Operating #10	234385	06/12/17	18 months	0.7900%	5,028,406.94	-	9,903.86	5,038,310.80
Southside Bank		Unrestricted - Operating #11	234386	09/14/17	21 months	0.8900%	5,032,010.39	-	11,165.49	5,043,175.88
Southside Bank		Unrestricted - Operating #12	234393	12/14/17	24 months	1.0100%	5,036,336.79	-	12,681.85	5,049,018.64
Southside Bank		Unrestricted - Operating #16	235094	03/01/18	23 months	0.8600%	5,017,331.96	-	10,757.60	5,028,089.56
Southside Bank		Plant - Const. - LT Bonds Series 2015 #1	234391	09/14/16	9 months	0.4000%	10,028,739.76	(10,030,167.27)	1,427.51	(0.00)
Southside Bank		Plant - Const. - LT Bonds Series 2015 #2	234392	12/14/16	12 months	0.5700%	10,040,970.77	-	14,269.15	10,055,239.92
Southside Bank		Unrestricted - Operating #24	236185	08/01/18	23 months	1.0000%	-	5,000,000.00	10,547.95	5,010,547.95
LegacyTexas Bank		Plant - Const. - LT Bonds Series 2015 #6	60050000872	10/03/16	6 months	0.4800%	7,514,015.89	(7,517,177.96)	3,162.07	(0.00)
LegacyTexas Bank		Plant - Const. - LT Bonds Series 2015 #7	60050000873	11/01/16	7 months	0.5000%	8,516,547.04	(8,523,665.10)	7,118.06	0.00
LegacyTexas Bank		Plant - Const. - LT Bonds Series 2015 #8	60050000874	01/03/17	9 months	0.5400%	9,519,974.49	-	12,822.49	9,532,796.98
LegacyTexas Bank		Plant - Const. - LT Bonds Series 2015 #9	60050000878	02/01/17	10 months	0.5600%	9,520,714.93	-	13,298.64	9,534,013.57
LegacyTexas Bank		Unrestricted - Operating #18	60050001083	07/05/17	12 months	0.8500%	5,005,940.04	-	10,615.94	5,016,555.98
LegacyTexas Bank		Unrestricted - Operating #19	60050001085	05/01/18	22 months	1.0000%	5,006,988.63	-	12,493.51	5,019,482.14
LegacyTexas Bank		Unrestricted - Operating #20	60050001086	06/01/18	23 months	1.0300%	7,510,797.54	-	19,303.76	7,530,101.30
LegacyTexas Bank		Unrestricted - Operating #21	60050001087	07/02/18	24 months	1.0500%	7,511,007.27	-	19,679.47	7,530,686.74
LegacyTexas Bank		Plant - Const. - LT Bonds Series 2014 #1	60050001149	11/01/16	3 months	0.5500%	8,503,458.22	(8,511,276.21)	7,817.99	(0.00)
LegacyTexas Bank		Plant - Const. - LT Bonds Series 2014 #2	60050001150	12/01/16	4 months	0.6800%	10,005,030.14	-	16,971.52	10,022,001.66
LegacyTexas Bank		Plant - Const. - LT Bonds Series 2015 #10	60050001151	03/01/17	7 months	0.7200%	10,004,734.25	-	17,969.90	10,022,704.15
LegacyTexas Bank		Plant - Const. - LT Bonds Series 2015 #11	60050001152	04/03/17	8 months	0.7400%	10,004,865.75	-	18,469.62	10,023,335.37
LegacyTexas Bank		Plant - Const. - LT Bonds Series 2015 #12	60050001209	05/01/17	8 months	0.7300%	-	8,000,000.00	12,326.10	8,012,326.10
LegacyTexas Bank		Plant - Const. - LT Bonds Series 2015 #13	60050001210	06/01/17	9 months	0.7500%	-	7,000,000.00	11,080.98	7,011,080.98
LegacyTexas Bank		Plant - Const. - LT Bonds Series 2015 #14	60050001211	07/05/17	10 months	0.7800%	-	6,000,000.00	9,878.10	6,009,878.10
LegacyTexas Bank		Plant - Const. - LT Bonds Series 2015 #15	60050001212	08/01/17	11 months	0.8000%	-	6,000,000.00	10,131.52	6,010,131.52
LegacyTexas Bank		Unrestricted - Operating #22	60050001213	08/01/17	11 months	0.8000%	-	5,000,000.00	8,442.93	5,008,442.93
LegacyTexas Bank		Unrestricted - Operating #23	60050001214	10/02/17	13 months	0.8300%	-	5,000,000.00	8,759.72	5,008,759.72
BTH Bank		Unrestricted - Operating #25	8091076	09/04/18	22 months	1.1000%	-	5,000,000.00	4,219.18	5,004,219.18

Investment Position of the Entity as of November 30, 2016

Investment Type / Investment Provider	Rating	Fund	Account No.	Maturity Date	Term	Interest Rate **	Beginning Market Value September 1, 2016	Principal Additions & (Deductions)	Interest Earned	Ending Market Value November 30, 2016
Investment Pool										
TexPool*	AAAm	Operating	7942700001			0.3987%	27,614,904.10	(10,000,000.00)	20,968.14	17,635,872.24
TexPool*	AAAm	Interest & Sinking	7942700002			0.3987%	10,028,013.75	-	9,680.26	10,037,694.01
TexPool*	AAAm	Construction - Operating Transfer	7942700003			0.3987%	17,519,429.91	-	16,911.86	17,536,341.77
TexPool*	AAAm	Construction - LT Bonds Series 2014	7942700004			0.3987%	5,021,037.30	-	4,846.93	5,025,884.23
TexPool*	AAAm	Construction - LT Bonds Series 2015	7942700005			0.3987%	22,684,227.93	(15,500,000.00)	9,178.09	7,193,406.02
Money Market										
Green Bank		Unrestricted - Operating #2	5501132400			0.5500%	20,023,214.06	-	27,469.03	20,050,683.09
Southside Bank		Construction - LT Bonds Series 2014 #2	1739638			0.5600%	7,502,624.93	-	9,094.33	7,511,719.26
Total Investments at November 30, 2016							\$ 292,186,541.19	\$ (3,601,329.12)	\$ 467,899.79	\$ 289,053,111.86

The difference between the beginning and ending market value is a result of accrued and earned interest and transfers to or from checking bank accounts and investment accounts.

Interest Earned - September 1, 2016 through November 30, 2016

Investment Type / Investment Provider	Rating	Fund	Account No.	Beginning Date	Maturity Date	Interest Rate **	Interest Earned *			Interest Earned For the Period of
							September	October	November	September 1, 2016 through November 30, 2016
Certificate of Deposit										
BBVA Compass Bank		Endowment - A. De Los Santos	6721406103	02/29/16	02/28/17	0.5500%	\$ 6.82	\$ 7.03	\$ 6.92	\$ 20.77
BBVA Compass Bank		Endowment - Futuro Brillante	6721402310	02/29/16	02/28/17	0.5500%	90.71	93.77	90.78	275.26
BBVA Compass Bank		Endowment - Glen & Rita Roney	6721403899	02/29/16	02/28/17	0.5500%	52.91	54.69	52.94	160.54
BBVA Compass Bank		Unrestricted - Operating #13	6737483418	04/06/16	04/06/17	0.6000%	2,471.75	2,555.41	2,474.24	7,501.40
BBVA Compass Bank		Unrestricted - Operating #14	6737483841	04/06/16	05/06/17	0.6500%	2,678.27	2,769.05	2,681.19	8,128.51
BBVA Compass Bank		Unrestricted - Operating #15	6737484201	04/06/16	11/06/17	0.7500%	3,091.57	3,196.62	3,095.44	9,383.63
BBVA Compass Bank		Plant - Const. - LT Bonds Series 2015 #16	6741946767	11/01/16	09/01/17	0.8000%	-	-	3,946.46	3,946.46
BBVA Compass Bank		Plant - Const. - LT Bonds Series 2015 #17	6741947402	11/01/16	10/02/17	0.8300%	-	-	3,412.08	3,412.08
BBVA Compass Bank		Plant - Const. - LT Bonds Series 2015 #18	6741947801	11/01/16	11/01/17	0.8700%	-	-	3,576.58	3,576.58
Texas Regional Bank		Unrestricted - Operating #1	28745	12/01/15	09/01/16	0.3500%	-	-	-	-
Texas Regional Bank		Unrestricted - Operating #17	28917	04/07/16	04/02/18	1.0100%	4,161.14	4,308.66	4,171.73	12,641.53
Inter National Bank		Unrestricted - Operating #2	59617	12/01/15	12/01/16	0.4500%	556.68	575.23	556.68	1,688.59
Inter National Bank		Unrestricted - Operating #3	59618	12/01/15	03/01/17	0.4500%	742.24	766.98	742.23	2,251.45
Inter National Bank		Unrestricted - Operating #4	59619	12/01/15	06/01/17	0.5000%	1,237.53	1,278.78	1,237.52	3,753.83
Inter National Bank		Unrestricted - Operating #5	59620	12/01/15	09/01/17	0.5500%	680.90	703.59	680.89	2,065.38
Inter National Bank		Unrestricted - Operating #6	59621	12/01/15	12/01/17	0.8500%	2,109.34	2,179.65	2,109.35	6,398.34
Southside Bank		Unrestricted - Operating #8	234383	12/14/15	09/14/16	0.4000%	713.75	-	-	713.75
Southside Bank		Unrestricted - Operating #9	234384	12/14/15	03/14/17	0.6800%	2,806.79	2,902.49	2,808.86	8,518.14
Southside Bank		Unrestricted - Operating #10	234385	12/14/15	06/12/17	0.7900%	3,263.12	3,374.80	3,265.94	9,903.86
Southside Bank		Unrestricted - Operating #11	234386	12/14/15	09/14/17	0.8900%	3,678.53	3,804.85	3,682.11	11,165.49
Southside Bank		Unrestricted - Operating #12	234393	12/14/15	12/14/17	1.0100%	4,177.74	4,321.76	4,182.35	12,681.85
Southside Bank		Unrestricted - Operating #16	235094	04/07/16	03/01/18	0.8600%	3,541.82	3,666.28	3,549.50	10,757.60
Southside Bank		Plant - Const. - LT Bonds Series 2015 #1	234391	12/14/15	09/14/16	0.4000%	1,427.51	-	-	1,427.51
Southside Bank		Plant - Const. - LT Bonds Series 2015 #2	234392	12/14/15	12/14/16	0.5700%	4,702.15	4,861.92	4,705.08	14,269.15
Southside Bank		Unrestricted - Operating #24	236185	09/15/16	08/01/18	1.0000%	2,191.78	4,246.58	4,109.59	10,547.95
LegacyTexas Bank		Plant - Const. - LT Bonds Series 2015 #6	60050000872	04/12/16	10/03/16	0.4800%	2,964.42	197.65	-	3,162.07
LegacyTexas Bank		Plant - Const. - LT Bonds Series 2015 #7	60050000873	04/12/16	11/01/16	0.5000%	3,499.94	3,618.12	-	7,118.06
LegacyTexas Bank		Plant - Const. - LT Bonds Series 2015 #8	60050000874	04/12/16	01/03/17	0.5400%	4,225.28	4,368.11	4,229.10	12,822.49
LegacyTexas Bank		Plant - Const. - LT Bonds Series 2015 #9	60050000878	04/12/16	02/01/17	0.5600%	4,382.11	4,530.32	4,386.21	13,298.64
LegacyTexas Bank		Unrestricted - Operating #18	60050001083	7/12/2016	07/05/17	0.8500%	3,497.26	3,616.44	3,502.24	10,615.94
LegacyTexas Bank		Unrestricted - Operating #19	60050001085	7/12/2016	05/01/18	1.0000%	4,115.29	4,256.05	4,122.17	12,493.51
LegacyTexas Bank		Unrestricted - Operating #20	60050001086	7/12/2016	06/01/18	1.0300%	6,358.39	6,576.03	6,369.34	19,303.76
LegacyTexas Bank		Unrestricted - Operating #21	60050001087	7/12/2016	07/02/18	1.0500%	6,482.04	6,704.02	6,493.41	19,679.47

Interest Earned - September 1, 2016 through November 30, 2016

Investment Type / Investment Provider	Rating	Fund	Account No.	Beginning Date	Maturity Date	Interest Rate **	Interest Earned *			Interest Earned For the Period of September 1, 2016 through November 30, 2016				
							September	October	November					
LegacyTexas Bank		Plant - Const. - LT Bonds Series 2014 #1	60050001149	8/5/2016	11/01/16	0.5500%	3,844.02	3,973.97	-	7,817.99				
LegacyTexas Bank		Plant - Const. - LT Bonds Series 2014 #2	60050001150	8/5/2016	12/01/16	0.6800%	5,591.83	5,781.50	5,598.19	16,971.52				
LegacyTexas Bank		Plant - Const. - LT Bonds Series 2015 #10	60050001151	8/8/2016	03/01/17	0.7200%	5,920.58	6,121.61	5,927.71	17,969.90				
LegacyTexas Bank		Plant - Const. - LT Bonds Series 2015 #11	60050001152	8/8/2016	04/03/17	0.7400%	6,085.12	6,291.85	6,092.65	18,469.62				
LegacyTexas Bank		Plant - Const. - LT Bonds Series 2015 #12	60050001209	09/15/16	05/01/17	0.7300%	2,560.00	4,961.63	4,804.47	12,326.10				
LegacyTexas Bank		Plant - Const. - LT Bonds Series 2015 #13	60050001210	09/15/16	06/01/17	0.7500%	2,301.37	4,460.41	4,319.20	11,080.98				
LegacyTexas Bank		Plant - Const. - LT Bonds Series 2015 #14	60050001211	09/15/16	07/05/17	0.7800%	2,051.51	3,976.19	3,850.40	9,878.10				
LegacyTexas Bank		Plant - Const. - LT Bonds Series 2015 #15	60050001212	09/15/16	08/01/17	0.8000%	2,104.11	4,078.18	3,949.23	10,131.52				
LegacyTexas Bank		Unrestricted - Operating #22	60050001213	09/15/16	08/01/17	0.8000%	1,753.42	3,398.49	3,291.02	8,442.93				
LegacyTexas Bank		Unrestricted - Operating #23	60050001214	09/15/16	10/02/17	0.8300%	1,819.18	3,525.97	3,414.57	8,759.72				
BTH Bank		Unrestricted - Operating #25	8091076	11/3/2016	09/04/18	1.1000%	-	-	4,219.18	4,219.18				
Investment Pool														
TexPool	AAAm	Operating	7942700001			0.3987%	7,784.66	7,354.32	5,829.16	20,968.14				
TexPool	AAAm	Interest & Sinking	7942700002			0.3987%	3,131.27	3,261.03	3,287.96	9,680.26				
TexPool	AAAm	Construction - Operating Transfer	7942700003			0.3987%	5,470.49	5,697.06	5,744.31	16,911.86				
TexPool	AAAm	Construction - LT Bonds Series 2014	7942700004			0.3987%	1,567.83	1,632.81	1,646.29	4,846.93				
TexPool	AAAm	Construction - LT Bonds Series 2015	7942700005			0.3987%	4,484.77	2,336.98	2,356.34	9,178.09				
Money Market														
Green Bank		Unrestricted - Operating #2	5501132400			0.5500%	9,051.59	9,357.53	9,059.91	27,469.03				
Southside Bank		Construction - LT Bonds Series 2014 #2	1739638			0.5600%	2,943.58	3,080.92	3,069.83	9,094.33				
Total Interest Earned - September 1, 2016 through November 30, 2016							\$	148,373.11	\$	158,825.33	\$	160,701.35	\$	467,899.79

*Includes Accrued Interest

**Average Monthly Rate for TexPool

BBVA Compass Bank - The depository funds are collateralized by the following:

Irrevocable Standby Letter of Credit Number: 99899. Expires at 5:00 p.m. Eastern Time, on September 26, 2017 Federal Home Loan Bank of Atlanta at 1475 Peachtree Street N. E., Atlanta, Georgia 30309	\$ 100,000,000.00
Irrevocable Standby Letter of Credit Number: 94761. Expires at 5:00 p.m. Eastern Time, on June 1, 2017 Federal Home Loan Bank of Atlanta at 1475 Peachtree Street N. E., Atlanta, Georgia 30309	10,000,000.00
FDIC - Checking Accounts	250,000.00
FDIC - Certificate of Deposits	250,000.00
Total Collateral as of November 30, 2016	\$ 110,500,000.00
Checking Accounts	\$ 72,590,105.21
Certificates of Deposit	31,409,818.68
Total BBVA Compass Bank Account Balances	\$ 103,999,923.89
100% Collateral Required	\$ 103,999,923.89

Texas Regional Bank - The depository funds are collateralized by the following:

Security Type	Cusip No.	Maturity Date	Coupon Rate	Face	Par	Book Value November 30, 2016	Market Value November 30, 2016
FNMA 15YR	3138ELFE8	5/1/2028	3.50%	3,000,000.00	1,785,591.18	1,899,807.88	1,875,072.62
FNMA 15YR	3138XBGG3	10/1/2028	3.50%	3,075,000.00	1,851,610.57	1,966,333.37	1,952,202.20
TRAVIS CO-REF-TXBL TX 2	89453PTY5	3/1/2020	1.82%	250,000.00	250,000.00	250,000.00	250,827.50
FHLMC 15YR	3128MECD1	11/1/2029	3.50%	3,350,000.00	2,462,121.50	2,617,169.82	2,601,256.21
				\$ 9,675,000.00	\$ 6,349,323.25	\$ 6,733,311.07	\$ 6,679,358.53
FDIC - Certificate of Deposits						250,000.00	250,000.00
Total Collateral as of November 30, 2016						\$ 6,983,311.07	\$ 6,929,358.53
Total Texas Regional Bank Account Balances						\$ 5,032,999.40	\$ 5,032,999.40
102% Collateral Required						\$ 5,133,659.38	\$ 5,133,659.38

Inter National Bank - The depository funds are collateralized by the following:

Security Type	Cusip No.	Maturity Date	Coupon Rate	Face	Par	Book Value November 30, 2016	Market Value November 30, 2016
FNR 2012-10 MA	3136A3YT2	1/25/2027	2.50%	\$ 8,500,000.00	\$ 2,165,437.14	\$ 2,220,187.48	\$ 2,176,398.80
FNR 2012-79 QA	3136A7LJ9	3/25/2042	2.00%	15,048,000.00	2,195,912.20	2,215,987.94	2,167,152.56
SBA Pool #521983	83165AM84	7/25/2025	4.370%	3,136,249.29	1,493,775.59	1,628,543.57	1,630,844.44
SBA Pool #509395	83164LNL1	12/25/2038	3.825%	5,000,000.00	3,672,059.10	4,150,163.26	4,071,322.09
FHR 4107 HA	3137AUF46	10/15/2041	2.00%	1,841,730.07	996,542.79	1,009,768.21	993,991.84
SBA Pool #509100	83164LDD0	8/25/2036	2.250%	174,215.74	100,000.00	105,339.45	103,757.00
				\$ 33,700,195.10	\$ 10,623,726.82	\$ 11,329,989.91	\$ 11,143,466.73
FDIC - Certificate of Deposits						250,000.00	250,000.00
Total Collateral as of November 30, 2016						\$ 11,579,989.91	\$ 11,393,466.73
Total Inter National Bank Account Balances						\$ 11,064,830.74	\$ 11,064,830.74
102% Collateral Required						\$ 11,286,127.35	\$ 11,286,127.35

Southside Bank - The depository funds are collateralized by the following:

Security Type	Cusip No.	Maturity Date	Coupon Rate	Face	Par	Book Value November 30, 2016	Market Value November 30, 2016
FHMS K038 A2	3137BBBD1	3/25/2024	3.389%	\$ 14,044,200.00	\$ 14,044,200.00	\$ 14,501,737.38	\$ 14,810,284.43
FHMS K047 A2	3137BKRJ1	5/25/2025	3.329%	13,000,000.00	13,000,000.00	13,537,421.53	13,589,330.30
FHMS K034 A2	3137B5JM6	7/25/2023	3.531%	10,000,000.00	10,000,000.00	10,619,774.32	10,649,742.00
FNMA Pool #AM8853	3138L9ZT2	8/1/2025	2.640%	2,115,000.00	2,025,939.40	2,025,939.40	2,032,260.33
FHMS K030 A2	3137B3NA2	4/25/2023	3.250%	6,000,000.00	6,000,000.00	6,249,998.90	6,299,228.40
				\$ 45,159,200.00	\$ 45,070,139.40	\$ 46,934,871.53	\$ 47,380,845.46
FDIC - Certificate of Deposits						250,000.00	250,000.00
FDIC - Money Market						250,000.00	250,000.00
Total Collateral as of November 30, 2016						\$ 47,434,871.53	\$ 47,880,845.46
Total Southside Bank Account Balances						\$ 47,769,065.26	\$ 47,769,065.26
102% Collateral Required						\$ 48,724,446.57	\$ 48,724,446.57

*** As of November 30, 2016, Southside Bank was properly collateralized per the Public Funds Collateral Act but under collateralized per the College's Investment Policy. The bank properly pledged additional collateral on December 1, 2016.

LegacyTexas Bank - The depository funds are collateralized by the following:

Irrevocable Standby Letter of Credit Number: 9554000502. Expires on January 17, 2017 Federal Home Loan Bank of Dallas at 8500 Freeport Parkway South, Suite 600, Irving, Texas 75063-2547	\$ 9,730,000.00
Irrevocable Standby Letter of Credit Number: 9554000503. Expires on February 15, 2017 Federal Home Loan Bank of Dallas at 8500 Freeport Parkway South, Suite 600, Irving, Texas 75063-2547	9,735,000.00
Irrevocable Standby Letter of Credit Number: 9554000636. Expires on July 12, 2017 Federal Home Loan Bank of Dallas at 8500 Freeport Parkway South, Suite 600, Irving, Texas 75063-2547	5,200,000.00
Irrevocable Standby Letter of Credit Number: 9554000637. Expires on May 8, 2018 Federal Home Loan Bank of Dallas at 8500 Freeport Parkway South, Suite 600, Irving, Texas 75063-2547	5,250,000.00
Irrevocable Standby Letter of Credit Number: 9554000638. Expires on June 8, 2018 Federal Home Loan Bank of Dallas at 8500 Freeport Parkway South, Suite 600, Irving, Texas 75063-2547	7,850,000.00
Irrevocable Standby Letter of Credit Number: 9554000639. Expires on July 9, 2018 Federal Home Loan Bank of Dallas at 8500 Freeport Parkway South, Suite 600, Irving, Texas 75063-2547	7,850,000.00
Irrevocable Standby Letter of Credit Number: 9554000672. Expires on December 8, 2016 Federal Home Loan Bank of Dallas at 8500 Freeport Parkway South, Suite 600, Irving, Texas 75063-2547	10,250,000.00
Irrevocable Standby Letter of Credit Number: 9554000673. Expires on March 8, 2017 Federal Home Loan Bank of Dallas at 8500 Freeport Parkway South, Suite 600, Irving, Texas 75063-2547	10,275,000.00
Irrevocable Standby Letter of Credit Number: 9554000674. Expires on April 10, 2017 Federal Home Loan Bank of Dallas at 8500 Freeport Parkway South, Suite 600, Irving, Texas 75063-2547	10,300,000.00
Irrevocable Standby Letter of Credit Number: 9554000702. Expires on May 8, 2017 Federal Home Loan Bank of Dallas at 8500 Freeport Parkway South, Suite 600, Irving, Texas 75063-2547	8,250,000.00
Irrevocable Standby Letter of Credit Number: 9554000703. Expires on June 8, 2017 Federal Home Loan Bank of Dallas at 8500 Freeport Parkway South, Suite 600, Irving, Texas 75063-2547	7,200,000.00
Irrevocable Standby Letter of Credit Number: 9554000704. Expires on July 12, 2017 Federal Home Loan Bank of Dallas at 8500 Freeport Parkway South, Suite 600, Irving, Texas 75063-2547	6,200,000.00
Irrevocable Standby Letter of Credit Number: 9554000705. Expires on August 8, 2017 Federal Home Loan Bank of Dallas at 8500 Freeport Parkway South, Suite 600, Irving, Texas 75063-2547	11,400,000.00
Irrevocable Standby Letter of Credit Number: 9554000706. Expires on October 10, 2017 Federal Home Loan Bank of Dallas at 8500 Freeport Parkway South, Suite 600, Irving, Texas 75063-2547	5,200,000.00
	\$ 114,690,000.00
FDIC - Certificate of Deposits	250,000.00
Total Collateral as of November 30, 2016	\$ 114,940,000.00
Total LegacyTexas Bank Account Balances	\$ 111,292,297.24
100% Collateral Required	\$ 111,292,297.24

Green Bank - The depository funds are collateralized by the following:

Irrevocable Standby Letter of Credit Number: 1078000180. Expires on December 5, 2016 Federal Home Loan Bank of Dallas at 8500 Freeport Parkway South, Suite 100, Irving, Texas 75063-2547	\$ 2,400,000.00
Irrevocable Standby Letter of Credit Number: 2179000623. Expires on March 14, 2017 Federal Home Loan Bank of Dallas at 8500 Freeport Parkway South, Suite 100, Irving, Texas 75063-2547	3,835,000.00
Irrevocable Standby Letter of Credit Number: 2179000682. Expires on March 13, 2017 Federal Home Loan Bank of Dallas at 8500 Freeport Parkway South, Suite 100, Irving, Texas 75063-2547	4,310,000.00
Irrevocable Standby Letter of Credit Number: 3033001649. Expires on March 20, 2016 Federal Home Loan Bank of Dallas at 8500 Freeport Parkway South, Suite 100, Irving, Texas 75063-2547	9,675,000.00
	\$ 20,220,000.00
FDIC - Money Market	250,000.00
Total Collateral as of November 30, 2016	\$ 20,470,000.00
Total Green Bank Account Balances	\$ 20,050,683.09
100% Collateral Required	\$ 20,050,683.09

BTH Bank - The depository funds are collateralized by the following:

Irrevocable Standby Letter of Credit Number: 2555000100. Expires on September 4, 2018 Federal Home Loan Bank of Dallas at 8500 Freeport Parkway South, Suite 600, Irving, Texas 75063-2547	\$ 5,109,375.62
	\$ 5,109,375.62
FDIC - Certificate of Deposits	250,000.00
Total Collateral as of November 30, 2016	\$ 5,359,375.62
Total BTH Bank Account Balances	\$ 5,004,219.18
100% Collateral Required	\$ 5,004,219.18

Grand Total - Checking and Investment Account Balance

Checking Accounts	
BBVA Compass Bank Checking	\$ 72,590,105.21
Investment Accounts	
BBVA Compass Bank	31,409,818.68
Texas Regional Bank	5,032,999.40
Inter National Bank	11,064,830.74
Southside Bank	47,769,065.26
LegacyTexas Bank	111,292,297.24
Green Bank	20,050,683.09
BTH Bank	5,004,219.18
TexPool	57,429,198.27
Total Investments	<u>289,053,111.86</u>
Total Portfolio	<u>\$ 361,643,217.07</u>
less TexPool	(57,429,198.27)
Total Account Balance to be Collateralized	<u>\$ 304,214,018.80</u>


Grand Total - Checking and Investment Account Collateral

102% (100% LOC) Collateral Required	
BBVA Compass Bank	103,999,923.89
Texas Regional Bank	5,133,659.38
Inter National Bank	11,286,127.35
Southside Bank	48,724,446.57
LegacyTexas Bank	111,292,297.24
Green Bank	20,050,683.09
BTH Bank	5,004,219.18
Total Collateral	<u>\$ 305,491,356.70</u>
Collateral	
BBVA Compass Bank	110,500,000.00
Texas Regional Bank	6,929,358.53
Inter National Bank	11,393,466.73
Southside Bank	47,880,845.46
LegacyTexas Bank	114,940,000.00
Green Bank	20,470,000.00
BTH Bank	5,359,375.62
Total Collateral	<u>\$ 317,473,046.34</u>


The College's investments are in compliance with:

- (A) the investment strategy expressed in the College investment policy; and
- (B) relevant provisions of Chapter 2256 of the Public Funds Investment Act.


The primary objective of all investments activity is the preservation of capital and the safety of principal in the overall portfolio in accordance with STC's Board approved Investment Policy. The depository bank paid the College the highest rate of interest possible at the time of investment and in accordance with the depository bank contract.



 Maria G. Elizondo, Vice President for Finance and Administrative Services



 Myriam Lopez, Comptroller



 Paul R. Rodriguez, Board of Trustees, Designated Investment Officer

December 5, 2016

Date

December 5, 2016

Date

December 5, 2016

Date

South Texas College
Checking Accounts
For the Quarter Ending November 30, 2016

Type of Deposit at BBVA Compass Bank	Fund	Checking No.	Interest Rate	Beginning Market Value September 1, 2016	For The Quarter Ended November 30, 2016					Accrued Interest	Ending Market Value November 30, 2016
					Cash Receipts	Cash Disbursements	Transfers In / (Out)	Interest Earned			
Public Funds Interest Checking	Operating	51015560	0.2500%	\$ 21,975,111.64	\$ 55,395,546.98	\$ (62,372,871.19)	\$ (3,480,957.42)	(1) \$	5,776.21	\$ 3,002.19	\$ 11,525,608.41
Public Funds Interest Checking	Operating Reserve**	6734303834	0.0000%	25,000,000.00	-	-	-	-	-	-	25,000,000.00
Public Funds Interest Checking	Payroll	51025558	0.2500%	\$ 463,009.73	15,532,542.74	(15,312,013.44)	-	-	220.25	101.62	683,860.90
Public Funds Interest Checking	Student	41376536	0.2500%	1,037,048.38	8,883,818.88	(9,587,742.65)	-	-	340.14	76.19	333,540.94
Public Funds Interest Checking	Federal Draw Down	51015544	0.2500%	-	12,537,585.49	(12,537,588.45)	-	-	2.96	14.84	14.84
Public Funds Interest Checking	Interest & Sinking - Bond 96, 02, 03, 04, 07, 10, 13, 14 & 15	51029782	0.2500%	2,959,438.20	1,233,365.19	-	-	-	941.30	734.24	4,194,478.93
Public Funds Interest Checking	Interest & Sinking - Bond 99 & 07	51060671	0.2500%	487.93	4.60	-	-	-	0.15	0.10	492.78
Public Funds Interest Checking	Construction - E&G Transfer	51067625	0.2500%	12,852,778.11	1,764.37	(711,461.48)	-	-	3,822.80	2,499.18	12,149,402.98
Public Funds Interest Checking	Construction - LT Bonds Series 2014	6720987978	0.2500%	16,615,596.87	2,216.37	(6,529,367.45)	8,511,276.21	(2)	4,443.56	4,094.55	18,608,260.11
Public Funds Interest Checking	Construction - LT Bonds Series 2015	6731734028	0.2500%	1,521,495.40	41,571,375.77	(41,571,010.33)	(1,428,989.67)	(3)	1,445.53	128.62	94,445.32
Treasury Management Analysis Checking (Zero Balance Account)	Special	2530032925	0.0000%	-	469,227.80	(469,227.80)	-	-	-	-	-
Total Checking Accounts at November 30, 2016				0.2500%	\$ 82,424,966.26	\$ 135,627,448.19	\$ (149,091,282.79)	\$ 3,601,329.12	\$ 16,992.90	\$ 10,651.53	\$ 72,590,105.21

Ending Market Value reflect the BBVA Compass Bank available balance as of November 30, 2016 including accrued interest.*

**Non-Interest Bearing Account to serve as the minimum monthly average balance in order for BBVA Compass to waive bank fees.

- (1) Transfers were made as follows:
a) TexPool to Checking, Certificate of Deposits to Checking and Checking to Certificates of Deposit in September 2016, and
b) TexPool to Checking and Checking to Certificate of Deposit in November 2016.
- (2) Transfers were made from the Certificate of Deposit to Checking in November 2016.
- (3) Transfers were made as follows:
a) TexPool to Checking, Certificate of Deposit to Checking and Checking to Certificates of Deposit in September 2016,
b) Certificate of Deposit to Checking in October 2016, and
c) Certificate of Deposit to Checking and Checking to Certificates of Deposit in November 2016.