

BUDGET 2005-2006



**SOUTH TEXAS COLLEGE
ANNUAL BUDGET
For The
Fiscal Year Ending August 31, 2006**

TABLE OF CONTENTS

MEMBERS OF THE BOARD OF TRUSTEES	1
FACT SHEET	2
MAJOR PROGRAMS	3-4
STUDENT HEADCOUNT AND FTE SUMMARY	5
I. SUMMARY OF REVENUES AND EXPENDITURES, TRANSFERS AND CONTINGENCIES – UNRESTRICTED FUND	6
II. UNRESTRICTED FUND - REVENUES	
Pie Chart - By Source	7
Pie Chart - Comparison of Previous Fiscal Year with Fiscal Year Ending August 31, 2006	8
Summary of Revenues - Budget and Actual – Comparison with Previous Fiscal Years	9
III. UNRESTRICTED FUND - EXPENDITURES BY FUNCTION AND CLASSIFICATION	
Pie Chart - By Function (Without Transfers and Contingencies)	10
Pie Chart - Comparison of Previous Fiscal Year with Fiscal Year Ending August 31, 2006	11
Pie Chart - By Classification (Without Transfers and Contingencies).....	12
Pie Chart - Comparison of Previous Fiscal Year with Fiscal Year Ending August 31, 2006	13
Summary of Expenditures - By Function and Classification	14
IV. UNRESTRICTED FUND – CAPITAL OUTLAY EXPENDITURES	
Summary of Capital Expenditures	15-16
V. AUXILIARY FUND	
Summary – Budget and Actual – Comparison with Previous Fiscal Years	17
VI. RESTRICTED FUND	
Summary – Budget and Actual – Comparison with Previous Fiscal Years	18
VII. PLANT FUNDS	
Summary of Revenues and Expenditures by Fund	19
Resolution Adopting the Budget of South Texas College For the Fiscal Year 2005-2006	20-21



**ANNUAL BUDGET
For The
Fiscal Year Ending August 31, 2006**

BOARD OF TRUSTEES

Mr. Manuel Benavidez, Jr.	District 1	May 2000 - May 2006
Mrs. Irene Garcia	District 2	May 2000 - May 2006
Mr. Mike Allen	District 3	May 2004 - May 2010
Mr. Gary Gurwitz	District 4	May 2004 - May 2010
Dr. Alejo Salinas, Jr.	District 5	May 2002 - May 2008
Mr. Jesse Villarreal	District 6	May 2000 - May 2006
Mr. Roy De Leon	District 7	May 2002 - May 2008

Mr. Roy De Leon Chair

Mrs. Irene Garcia Vice-Chair

Mr. Jesse Villarreal Secretary

Dr. Shirley A. Reed President

South Texas College is reaching a new milestone in Fall 2005 as it begins offering a Bachelor of Applied Technology degree in Technology Management. The College was granted accreditation from the Southern Association of Colleges and Schools to offer the four-year degree.

STC joins Brazosport College and Midland College as the first Texas community colleges accredited to offer a limited number of bachelor's degrees in applied technology. The three colleges were selected from among the state's 50 community colleges to be a part of a 10-year pilot project approved by the Texas Legislature in its last session. SACS required the colleges to meet specific standards that would move them from the "Level I" status held by Texas community colleges to a Level II institutions in order to award bachelor's degrees.

Students are also returning to classes this fall with new buildings on all campuses and sites. This is due to an expansion project that ended with 16 new buildings built in 16 months. The new facilities were opened as a result of a \$98.7 million bond issue approved by the voters.

In 12 short years, South Texas College has grown from 1,000 to some 18,000 students, and from a faculty and staff of 267 to 1489. The college has also grown from one campus to five campuses and centers. STC has campuses in McAllen, Weslaco and Rio Grande City as well as the Dr. Ramiro R. Casso Nursing and Allied Health Center in McAllen, and the Technology Center in south McAllen near the Foreign Trade Zone.

Dr. Shirley A. Reed, South Texas College's founding president, has led the college in developing new degree and certificate programs that have resulted in dramatic increases in student enrollment. Students can now choose from 90 degree and certificate options.

STC goes well beyond its associate degrees and certificate programs to meet the educational needs of the community. Dual enrollment programs are offered in school districts throughout Hidalgo and Starr counties. The programs allow eligible high school students to take college courses while attending high school. The Partnership for Workforce Training and Continuing Education provides opportunities for lifelong learners who want to upgrade their skills, change careers or seek personal enrichment. The division offers a variety of courses that satisfy employer needs for customized training to upgrade skills of current employees and prepare new employees. Mandatory Continuing Education Units meeting licensing requirements are also available for certified professionals. Classes are scheduled with flexible hours, including evenings and weekends, throughout Hidalgo and Starr Counties. Courses can be scheduled in response to community demand.

The STC faculty is among the most qualified in the nation. In the degreed programs, 224 faculty members have master's degrees, 17 have double master's, three have triple master's and 60 have doctorate degrees. In certificate and other programs, there are 37 faculty members with bachelor's degrees and 35 with associate's degrees.

In 2001, STC received 10-year reaffirmation from the Southern Association of Colleges and Schools. The college has also successfully undergone two Institutional Effectiveness site visits from the Texas Higher Education Coordinating Board. Twenty-eight STC degrees/certificates have been recognized by the Texas Higher Education Coordinating Board for Community and Technical Colleges.

Call 1-800-742-7822 (South Texas) or (956) 872-8311 for more information.

www.southtexascollege.edu



FINANCIAL AID INFORMATION

Education after high school costs time, money, and effort. It's a big investment, and you should carefully evaluate the school you are choosing. South Texas College has elected to participate in the following U.S. Department of Education Title IV programs:

- Federal Pell Grants
- Federal Supplemental Educational Opportunity Grants (FSEOG)
- Federal Work-Study Program

Grants are financial aid you do not have to repay. The Work Study Program lets you work and earn money to help you pay for school.

Student Eligibility

To receive aid from the federal student aid programs you must:

1. Fill out a Free Application for Federal Student Aid (FAFSA)
2. Meet all Department of Education eligibility requirements including but not limited to:
 - a. Have financial need
 - b. Have a high school diploma or a General Education Development (GED) Certificate, or pass a test approved by the U.S. Department of Education (Ability to Benefit ATB). Please see Admissions Requirements for more information on ATB benefits.

- c. Register with the Selective Services, if required.
 - d. Be a U.S. citizen or eligible non-citizen.
 - e. Have a valid Social Security number.
3. Be enrolled or accepted for enrollment as a regular student working toward a degree or certificate in an eligible program.
 4. Meet the standards of the Financial Aid Satisfactory Academic Progress Policy.
 5. All transcripts from previously attended colleges and universities must be evaluated for transfer credit before any Federal Title IV Aid can be awarded and/or credited to a student's account.

For more information

More information on these programs is available at www.southtexascollege.edu. The staff of the Office of Financial Aid is available full time at the Pecan, Starr County, Mid-Valley campuses and part time at the Technology Center and the Dr. Ramiro R. Casso Nursing and Allied Health Center to help students and parents complete their financial aid paperwork and answer questions. Students may apply online at anytime at <http://fafsa.ed.gov>.



3201 W. Pecan Blvd.
P.O. Box 9701
McAllen, TX 78502-9701
(956) 872-8311; 1-800-742-7822

STATEMENT OF EQUAL OPPORTUNITY

No person shall be excluded from participation in, denied the benefits of, or be subject to discrimination under any program or activity sponsored or conducted by South Texas College on the basis of race, color, national origin, religion, sex, age, veteran status, or disability.

*Produced by the Office of Public Relations and Marketing. 8/05. ncd
Individuals with disabilities requiring assistance or access to receive these services
should contact disABILITY Support Services at 872-2173.*

Programs of Study



2005-2006



www.southtexascollege.edu

BACCALAUREATE DEGREE

- Bachelor of Applied Technology in Technology Management

CERTIFICATES

Business, Math, Sciences and Technology Division

- Accounting Clerk
- Architectural Drafting
- Automotive Technology
- Banking
- Civil Drafting
- Commercial Cooking
- Computer Maintenance Specialist
- Computer Support Specialist
- Diesel Technology
- Digital Imaging
- Electronic Technology Specialist
- Ford Maintenance and Light Repair
- Geographic Information Systems
- Heating, Ventilation, Air Conditioning & Refrigeration Technology
- Import/Export
- Industrial Systems Maintenance Technology
- Legal Office Specialist
- Logistics
- Management
- Marketing
- Office Specialist
- Precision Manufacturing Technology
- Technology Support Specialist

Liberal Arts & Social Sciences Division

- Childcare and Development
- Specializations
 Infant and Toddler
 Pre-School
- Early Childhood Intervention

Nursing/Allied Health Division

- Emergency Medical Technology – Basic
- Emergency Medical Technology – Intermediate
- Emergency Medical Technology – Paramedic*
- Medical Assistant Technology
- Medical Coding Specialist
- Medical Information Specialist
- Medical Transcriptionist Specialist
- Patient Care Assistant
- Pharmacy Technology
- Vocational Nursing

* This is a two-year certificate.

ASSOCIATE OF APPLIED SCIENCE DEGREES

Business, Math, Sciences, & Technology Division

- Office Management
- Automotive Technology
- Specialization: GM-ASEP
- Business Administration
- Specializations
 Accounting
 Banking
 Import/Export/Logistics Management
 Marketing
- Business Computer Systems
- Specializations
 Computer Specialist
 Database Administrator
 Information Security Specialist
 Internet Development Specialist
 Multimedia Specialist
 Networking Specialist
 Webmaster Specialist

- Computer Aided Drafting and Design Technology
- Specializations
 Architectural Drafting
 Civil Drafting
 Digital Imaging
 Geographic Information Systems
- Culinary Arts
- Specialization
 Restaurant Management
- Diesel Technology
- Electronic and Computer Maintenance Technology
- Specializations
 Computer Maintenance Technology
 Computer Support Specialist
 Electronics Technology Specialist
- Environmental Management
- Heating, Ventilation and Air Conditioning Technology
- Paralegal
- Legal Office Management
- Precision Manufacturing Technology

Liberal Arts & Social Sciences Division

- Childcare and Development
- Health and Human Services

Nursing/Allied Health Division

- Associate Degree Nursing
 - LVN/ADN Transition
 - Paramedic to RN
- Emergency Medical Technology – Paramedic
- Health Information Technology
- Medical Assistant Technology
- Occupational Therapy Assistant
- Physical Therapist Assistant
- Radiologic Technology

ASSOCIATE OF ARTS DEGREE FIELDS OF STUDY

Business, Math, Sciences, & Technology Division

Business Administration-Transfer Plan

Liberal Arts & Social Sciences Division

- Criminal Justice
- English
- Fine Arts
- History
- Interdisciplinary Studies
- Kinesiology
- Language and Cultural Studies
- Philosophy
- Political Science (Government)
- Social Sciences

ASSOCIATE OF ARTS IN TEACHING

FIELDS OF STUDY

- Early Childhood Specialization
- EC-4, 4-8 (Not Early Childhood)
- 8-12, (Secondary)

ASSOCIATE OF SCIENCE DEGREE

FIELDS OF STUDY

Business, Math, Sciences, & Technology Division

- Biology
- Chemistry
- Computer Information Systems
- Computer Science
- Engineering
- Mathematics
- Physics

South Texas College

Student Headcount and Full Time Equivalent (FTE) Summary

	Fall Semester Headcount	Unduplicated Annual Headcount	Annual FTE
1993 - 94 Academic Year	1,055	2,900	1,164
1994 - 95 Academic Year	2,334	4,967	2,139
1995 - 96 Academic Year	3,267	6,899	2,883
1996 - 97 Academic Year	5,424	9,757	4,489
1997 - 98 Academic Year	6,857	11,860	5,708
1998 - 99 Academic Year	9,453	14,284	7,474
1999 - 00 Academic Year	10,381	15,164	7,948
2000 - 01 Academic Year	11,338	16,789	8,424
2001 - 02 Academic Year	12,443	18,357	9,317
2002 - 03 Academic Year	13,695	20,447	10,267
2003 - 04 Academic Year	15,334	21,927	10,670
2004 - 05 Academic Year	17,138	24,254*	11,796*
2005 - 06 Academic Year	18,000*	24,813*	12,364*

*Projected



Budget 2005-2006

Budget Summary

South Texas College

Summary of Revenues and Expenditures, Transfers and Contingencies Budget by Fund Fiscal Year Ending August 31, 2006

Current Funds

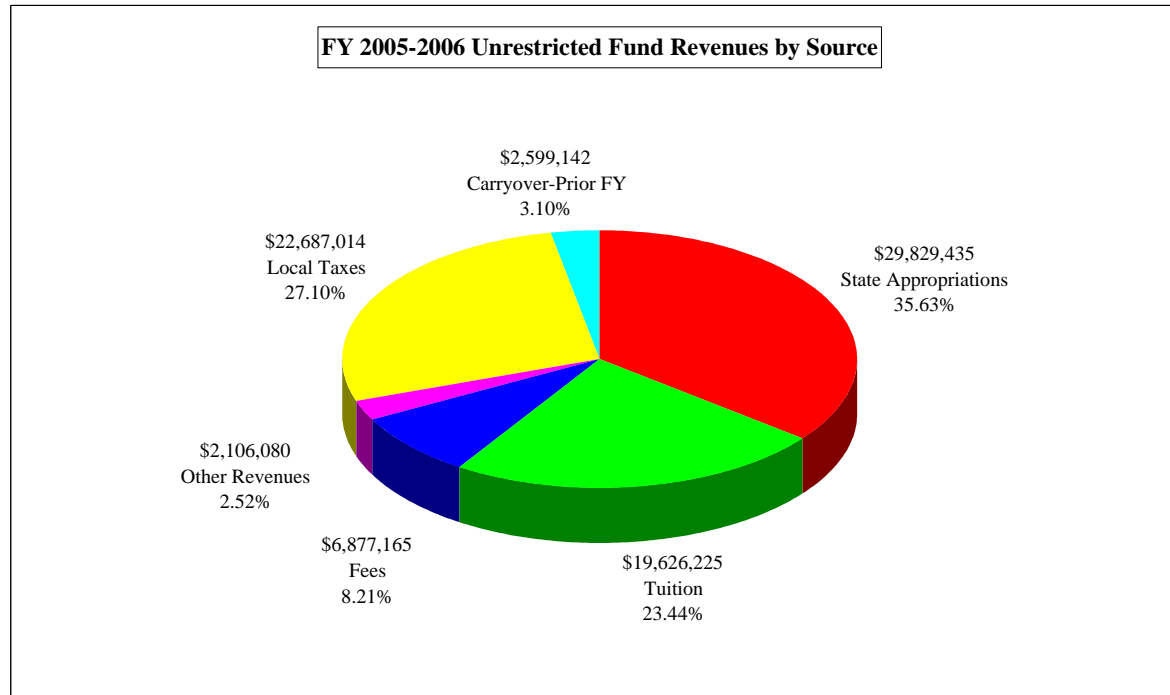
Fund	Revenues	Expenditures, Transfers and Reserves
Unrestricted Fund	\$83,725,062	\$83,725,062
Auxiliary Fund	\$1,093,059	\$1,093,059
Restricted Fund	\$37,124,890	\$37,124,890
Plant Fund - Unexpended - Construction - Non Bond	\$24,814,200	\$24,814,200
Plant Fund - Unexpended - Construction - Bond Series 2002 and 2003	\$22,398,811	\$22,398,811
Plant Fund - Renewals & Replacements	\$1,062,851	\$1,062,851
Plant Fund - Retirement of Indebtedness	\$13,285,037	\$13,285,037



Budget 2005-2006

Unrestricted Fund Revenues

South Texas College Unrestricted Fund Revenues by Source Budget for Fiscal Year 2005 - 2006



FY 05-06 Unrestricted Fund Revenues by Source

Source of Revenues	FY 06 Budget	Percentages
State Appropriations	\$29,829,435	35.63%
Tuition	19,626,225	23.44%
Fees	6,877,165	8.21%
Other Revenues	2,106,080	2.52%
Local Taxes	22,687,014	27.10%
Carryover-Prior FY	2,599,142	3.10%
	\$83,725,062	100.00%

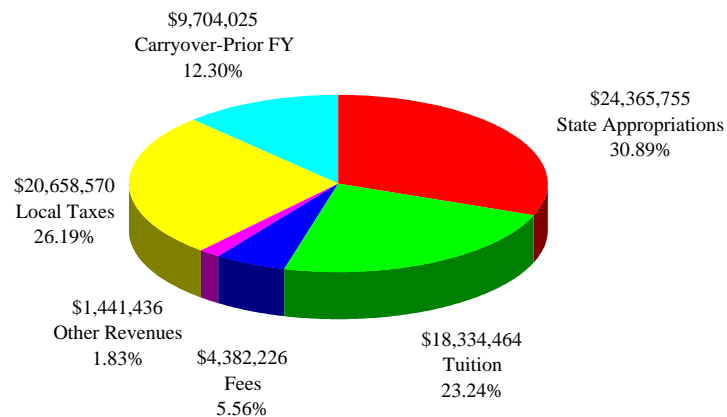
South Texas College Unrestricted Fund Revenues by Source

Comparison of Previous Fiscal Year with Fiscal Year Ending August 31, 2006

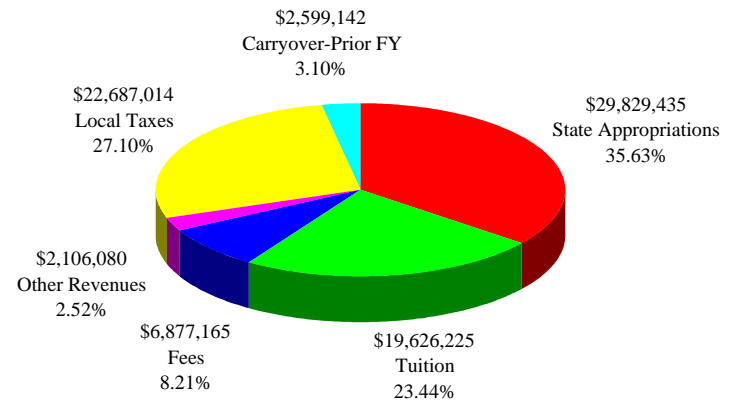
Budget for Fiscal Year 2004 - 2005

Budget for Fiscal Year 2005 - 2006

FY 2004-2005 Unrestricted Fund Revenues by Source



FY 2005-2006 Unrestricted Fund Revenues by Source



FY 04-05 Unrestricted Fund Revenues by Source

Source of Revenues	FY 05 Budget (As Amended)	Percentages
State Appropriations	\$24,365,755	30.89%
Tuition	18,334,464	23.24%
Fees	4,382,226	5.56%
Other Revenues	1,441,436	1.83%
Local Taxes	20,658,570	26.19%
Carryover-Prior FY	9,704,025	12.30%
	\$78,886,475	100.00%

FY 05-06 Unrestricted Fund Revenues by Source

Source of Revenues	FY 06 Budget	Percentages
State Appropriations	\$29,829,435	35.63%
Tuition	19,626,225	23.44%
Fees	6,877,165	8.21%
Other Revenues	2,106,080	2.52%
Local Taxes	22,687,014	27.10%
Carryover-Prior FY	2,599,142	3.10%
	\$83,725,062	100.00%

South Texas College
Unrestricted Fund
Summary of Revenues -Budget and Actual
Comparison of Previous Fiscal Years with Fiscal Year Ending August 31, 2006

Revenue Source	FY 96 Budget	FY 96 Actual	FY 97 Budget	FY 97 Actual	FY 98 Budget (As Amended)	FY 98 Actual	FY 99 Budget (As Amended)	FY 99 Actual	FY 00 Budget (As Amended)	FY 00 Actual	FY 01 Budget	FY 01 Actual
State Appropriations	\$5,911,190	\$6,470,397	\$7,001,927	\$6,527,454	\$9,673,020	\$10,228,476	\$10,962,816	\$10,913,780	\$19,459,401	\$20,170,981	\$20,039,734	\$22,520,429
Tuition	2,434,077	2,341,319	3,092,093	3,389,607	4,353,740	4,980,058	6,029,424	6,405,228	6,737,447	6,973,204	13,501,168	12,434,147
Fees	1,656,086	1,852,016	3,101,679	3,323,125	5,033,305	5,176,258	7,495,503	6,972,386	8,092,116	7,525,270	2,457,228	2,280,540
Other Revenues	200,000	167,565	278,000	350,276	459,530	566,447	522,415	723,225	467,863	1,844,422	736,711	1,758,680
Local Taxes			7,270,365	7,450,612	8,509,367	8,658,301	9,168,808	9,318,770	9,857,101	9,897,606	10,238,368	11,266,068
Carryover from Prior FY	1,442,050	1,442,050	897,006	897,006	1,106,611	1,106,611	1,471,342	1,471,342	518,085	518,085	4,409,448	4,409,448
Total Operating Fund Revenues	\$11,643,403	\$12,273,347	\$21,641,070	\$21,938,080	\$29,135,573	\$30,716,151	\$35,650,308	\$35,804,731	\$45,132,013	\$46,929,568	\$51,382,657	\$54,669,312

Revenue Source	FY 02 Budget	FY 02 Actual	FY 03 Budget	FY 03 Actual	FY 04 Budget (As Amended)	FY 04 Actual	FY 05 Budget (As Amended)	FY 05 Actual *	FY 06 Budget
State Appropriations	\$23,343,632	\$23,618,435	\$23,738,810	\$22,825,281	\$24,173,664	\$24,128,754	\$24,365,755	\$24,365,755	\$29,829,435
Tuition	13,529,981	14,973,588	13,970,704	16,124,381	14,726,145	16,741,124	18,334,464	18,334,464	19,626,225
Fees	2,287,493	2,588,873	2,397,600	3,085,369	3,316,714	4,158,722	4,382,226	4,382,226	6,877,165
Other Revenues	984,348	3,302,716	1,575,605	1,929,382	1,465,309	2,009,776	1,441,436	1,441,436	2,106,080
Local Taxes	11,240,374	12,784,038	17,020,274	18,834,448	18,204,038	20,235,722	20,658,570	20,658,570	22,687,014
Carryover from Prior FY	4,414,457	4,414,457	1,975,614	1,975,614	4,759,119	4,759,119	9,704,025	9,704,025	2,599,142
Total Operating Fund Revenues	\$55,800,285	\$61,682,107	\$60,678,608	\$64,774,476	\$66,644,989	\$72,033,217	\$78,886,475	\$78,886,475	\$83,725,062

* Projected

The Unrestricted Fund includes those economic resources of the college which are expendable for the purpose of performing the primary missions of the institution-instruction, research, and public service - and which are not restricted by external sources or designated by the governing board of other than operating purposes.

Note: State Appropriations Revenues include state on-behalf benefits which are budgeted in the Unrestricted Fund and subsequently transferred to the Restricted Fund for Annual Financial Report purposes.



Budget 2005-2006

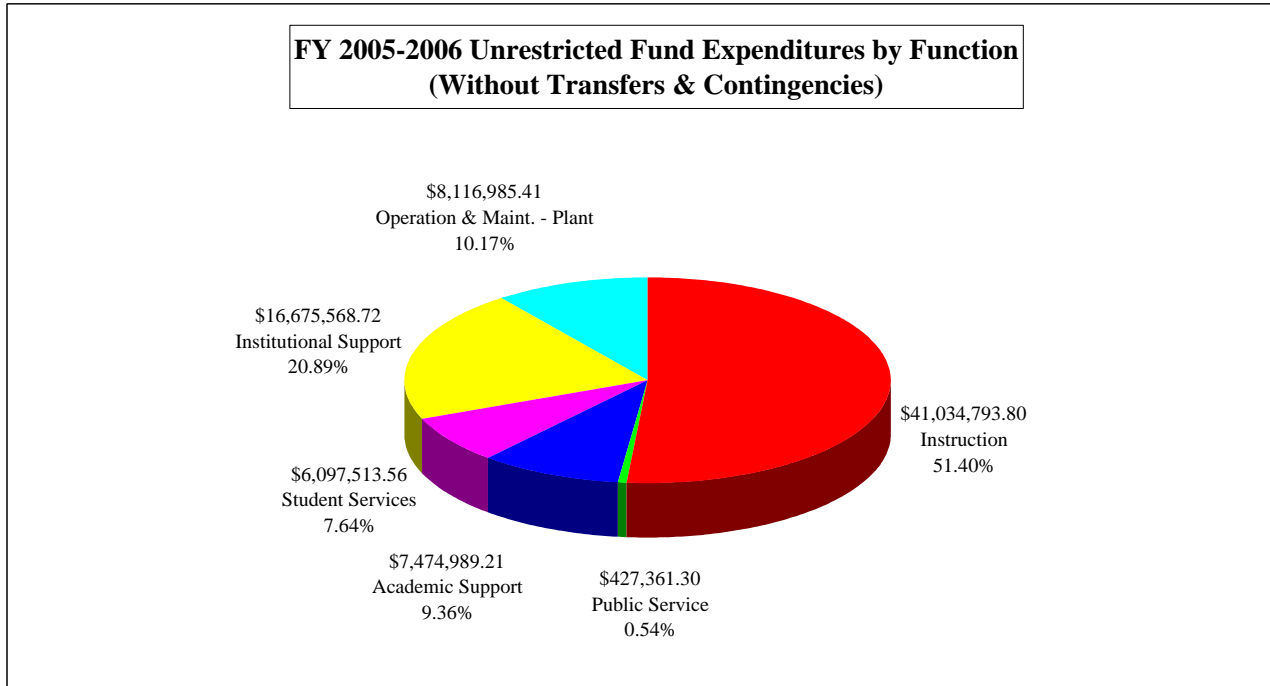
Unrestricted Fund Expenditures

South Texas College

Unrestricted Fund

Expenditures by Function (Without Transfers & Contingencies)

Budget for Fiscal Year 2005 - 2006



FY 05-06 Unrestricted Fund Expenditures By Function

Function	FY 06 Budget	Percentages
Instruction	\$41,034,793.80	51.40%
Public Service	427,361.30	0.54%
Academic Support	7,474,989.21	9.36%
Student Services	6,097,513.56	7.64%
Institutional Support	16,675,568.72	20.89%
Operation & Maint. - Plant	8,116,985.41	10.17%
Total Expenditures (Without Transfers & Contingencies)	\$79,827,212.00	100.00%

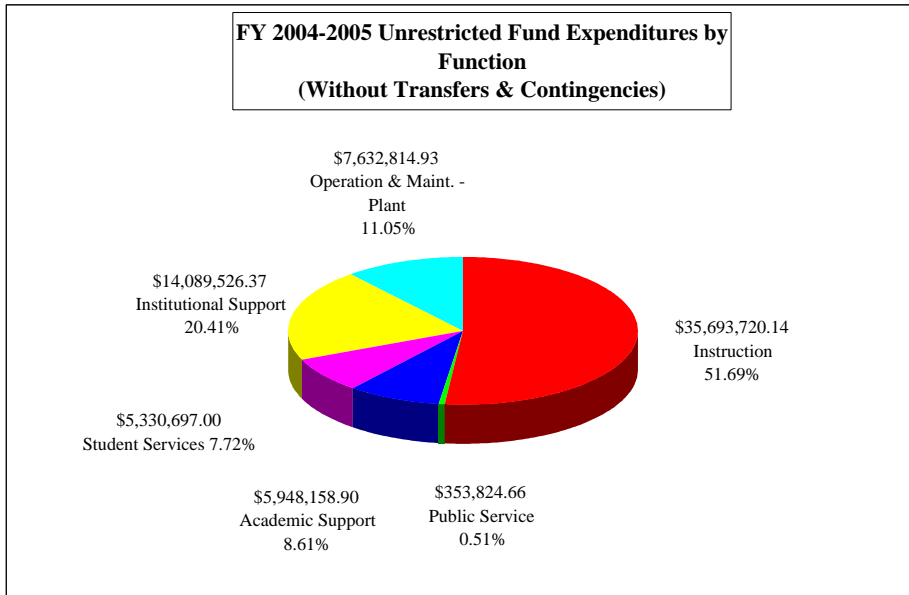
South Texas College

Unrestricted Fund

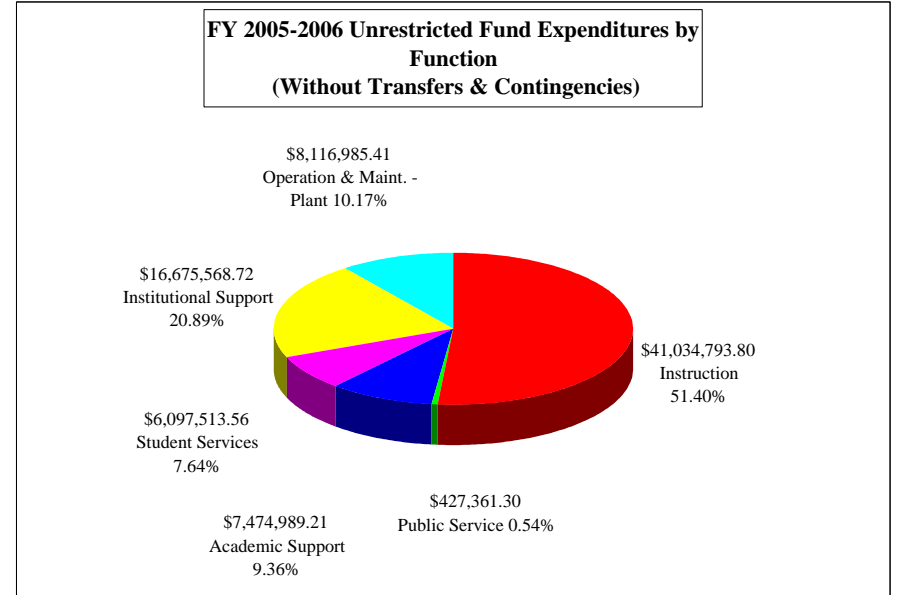
Expenditures by Function (Without Transfers & Contingencies)

Comparison of Previous Fiscal Year with Fiscal Year Ending August 31, 2006

Budget for Fiscal Year 2004 - 2005



Budget for Fiscal Year 2005 - 2006



FY 04-05 Unrestricted Fund Expenditures by Function

Function	FY 05 Budget	Percentages
Instruction	\$35,693,720.14	51.69%
Public Service	353,824.66	0.51%
Academic Support	5,948,158.90	8.61%
Student Services	5,330,697.00	7.72%
Institutional Support	14,089,526.37	20.41%
Operation & Maint. - Plant	7,632,814.93	11.05%
Total Expenditures (Without Transfers & Contingencies)	\$69,048,742.00	100.00%

FY 05-06 Unrestricted Fund Expenditures by Function

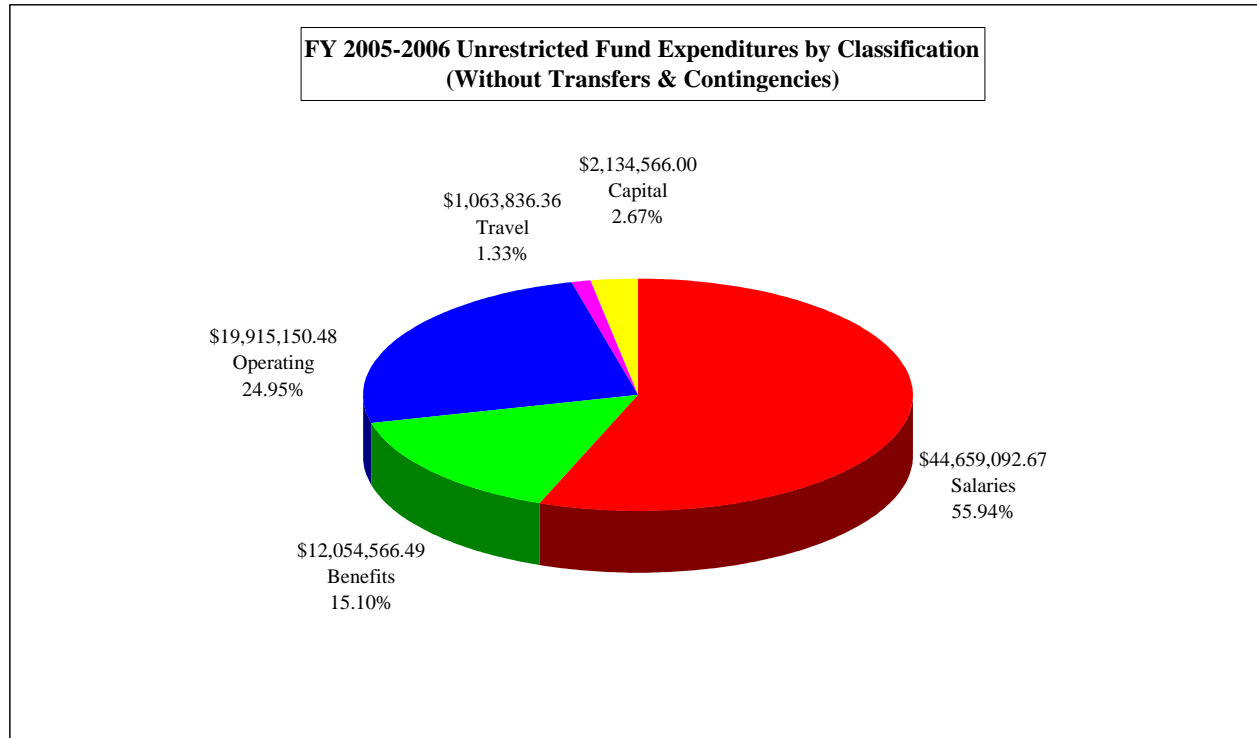
Function	FY 06 Budget	Percentages
Instruction	\$41,034,793.80	51.40%
Public Service	427,361.30	0.54%
Academic Support	7,474,989.21	9.36%
Student Services	6,097,513.56	7.64%
Institutional Support	16,675,568.72	20.89%
Operation & Maint. - Plant	8,116,985.41	10.17%
Total Expenditures (Without Transfers & Contingencies)	\$79,827,212.00	100.00%

South Texas College

Unrestricted Fund

Expenditures by Classification (Without Transfers & Contingencies)

Budget for Fiscal Year 2005 - 2006



FY 05-06 Unrestricted Fund Expenditures by Classification		
Classification	FY 06 Budget	Percentages
Salaries	\$44,659,092.67	55.94%
Benefits	12,054,566.49	15.10%
Operating	19,915,150.48	24.95%
Travel	1,063,836.36	1.33%
Capital	2,134,566.00	2.67%
Total Expenditures (Without Transfers & Contingencies)	\$79,827,212.00	100.00%

South Texas College

Unrestricted Fund

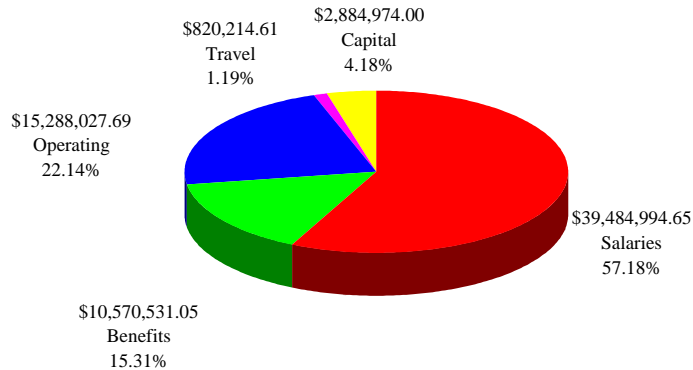
Expenditures by Classification (Without Transfers & Contingencies)

Comparison of Previous Fiscal Year with Fiscal Year Ending August 31, 2006

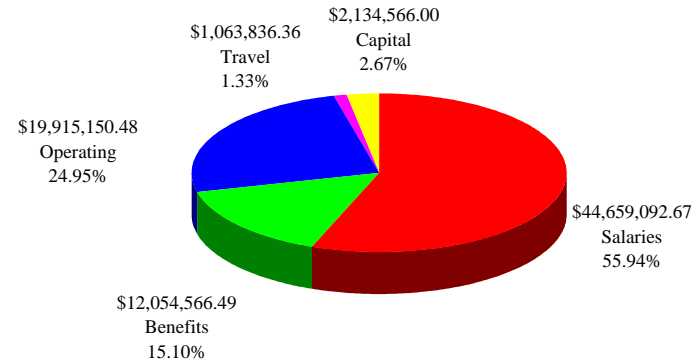
Budget for Fiscal Year 2004 - 2005

Budget for Fiscal Year 2005 - 2006

**FY 2004-2005 Unrestricted Fund Expenditures by Classification
(Without Transfers & Contingencies)**



**FY 2005-2006 Unrestricted Fund Expenditures by Classification
(Without Transfers & Contingencies)**



FY 04-05 Unrestricted Fund Expenditures by Classification

Classification	FY 05 Budget	Percentages
Salaries	\$39,484,994.65	57.18%
Benefits	10,570,531.05	15.31%
Operating	15,288,027.69	22.14%
Travel	820,214.61	1.19%
Capital	2,884,974.00	4.18%
Total Expenditures (Without Transfers & Contingencies)	\$69,048,742.00	100.00%

FY 05-06 Unrestricted Fund Expenditures by Classification

Classification	FY 06 Budget	Percentages
Salaries	\$44,659,092.67	55.94%
Benefits	12,054,566.49	15.10%
Operating	19,915,150.48	24.95%
Travel	1,063,836.36	1.33%
Capital	2,134,566.00	2.67%
Total Expenditures (Without Transfers & Contingencies)	\$79,827,212.00	100.00%

South Texas College
Unrestricted Fund
Summary of Expenditures by Function and Classification
Budget for Fiscal Year 2005 - 2006

Classification Function	Salaries	Percent of Total	Benefits	Percent of Total	Operating	Percent of Total	Travel	Percent of Total	Capital	Percent of Total	Total	Percent of Total Budget
Instruction	\$27,156,639.24	60.81%	\$7,229,810.45	59.98%	\$5,655,536.11	28.40%	\$480,996.00	45.21%	\$511,812.00	23.98%	\$41,034,793.80	51.40%
Public Service	236,975.00	0.53%	62,565.19	0.52%	106,990.22	0.54%	20,830.89	1.96%	0.00	0.00%	\$427,361.30	0.54%
Academic Support	3,735,390.01	8.36%	1,024,367.98	8.50%	1,863,066.84	9.36%	137,664.38	12.94%	714,500.00	33.47%	\$7,474,989.21	9.36%
Student Services	4,030,246.00	9.02%	1,091,661.98	9.06%	755,957.58	3.80%	138,948.00	13.06%	80,700.00	3.78%	\$6,097,513.56	7.64%
Institutional Support	7,244,108.42	16.22%	2,002,568.82	16.61%	6,404,932.13	32.16%	256,405.35	24.10%	767,554.00	35.96%	\$16,675,568.72	20.89%
Operation & Maint - Plant	2,255,734.00	5.05%	643,592.07	5.34%	5,128,667.60	25.75%	28,991.74	2.73%	60,000.00	2.81%	\$8,116,985.41	10.17%
Total - Without Transfers & Contingencies	\$44,659,092.67		\$12,054,566.49		\$19,915,150.48		\$1,063,836.36		\$2,134,566.00		\$79,827,212.00	100.0%
Percent of Total Budget	55.94%		15.10%		24.95%		1.33%		2.67%		100.00%	

Less: Transfers and Contingencies

Transfer-Construction Fund	2,500,000.00
Transfer-PPFCO Debt	397,850.00
Contingency	1,000,000.00
Total Transfers and Contingencies	\$3,897,850.00

Total Unrestricted Budget Expenditures/Transfers/Contingencies \$83,725,062.00



Budget 2005-2006

Capital Outlay Expenditures

South Texas College

Unrestricted Fund

Summary of Capital Expenditures - By Function / Account Budget for Fiscal Year 2005 - 2006

<u>Account Name</u>	<u>Account</u>	<u>Total</u>
ADM COMP SYS - INTRU	213020	20,000.00
HIDALGO TECH CENTER	213150	250,000.00
RADIOLOGY	215180	94,000.00
RESPIRATORY THERAPY	215230	40,000.00
AUTOMOTIVE TECH	216110	22,176.00
CADD	216170	39,500.00
DIST ED TECHNOLOGY	217200	46,136.00
	Instruction	\$511,812.00
ADM COMP SYS-ACAD SU	243020	10,000.00
BAT & SUPPORT MATERIA	247020	80,000.00
LIBRARY ACQUISTION	247030	295,000.00
MEDIA SERVICES	247120	284,000.00
INSTR RESOUR OPEN LB	247300	45,500.00
	Academic Support	\$714,500.00
ADM & RECORDS	252200	50,000.00
TESTING	252280	13,800.00
TESTING - MV	252285	6,900.00
ADM COMP SYS-STUD SV	253020	10,000.00
	Student Services	\$80,700.00
DISTRIBUTION CENTER	262081	20,000.00
PHONES CENTRAL OFFC	262090	65,050.00
TECHNOLOGY SUPPORT	262095	37,539.00
BUSINESS OFFICE	262310	401,000.00
INFORMATION TECH	262340	108,965.00
ADM COMP SYS-INST SU	263020	10,000.00

South Texas College

Unrestricted Fund

Summary of Capital Expenditures - By Function / Account Budget for Fiscal Year 2005 - 2006

<u>Account Name</u>	<u>Account</u>	<u>Total</u>
INSTITUT'L RESEARCH	269080	35,000.00
BOARD OF TRUSTEES	269130	40,000.00
SECURITY	269150	50,000.00
	Institutional Support	\$767,554.00
DIR FAC PLAN & CONST	270105	50,000.00
ADM COMP SYS-O&M	273020	10,000.00
	Operation & Maint - Plant	\$60,000.00
	Grand Total	\$2,134,566.00



Budget 2005-2006

Auxiliary Fund

South Texas College

Summary of Revenues and Expenditures - Budget and Actual Comparison of Previous Fiscal Years with Fiscal Year Ending August 31, 2006

Auxiliary Fund

Fiscal Year	Revenues / Expenditures	Budget	Actual*
1994-1995	Revenues	1,303,686	612,895
	Expenditures and Transfers	997,604	518,341
1995-1996	Revenues	266,000	609,814
	Expenditures and Transfers	148,500	466,720
1996-1997	Revenues	149,000	217,692
	Expenditures and Transfers	149,000	148,506
1997-1998	Revenues	174,000	298,784
	Expenditures and Transfers	174,000	186,011
1998-1999	Revenues	197,000	336,059
	Expenditures and Transfers	197,000	214,603
1999-2000	Revenues	389,238	501,662
	Expenditures and Transfers	389,238	270,043
2000-2001	Revenues	488,749	473,025
	Expenditures and Transfers	488,749	351,262
2001-2002	Revenues	765,291	563,045
	Expenditures and Transfers	765,291	254,762
2002-2003	Revenues	840,344	666,476
	Expenditures and Transfers	840,344	380,737
2003-2004	Revenues	848,165	743,075
	Expenditures and Transfers	848,165	346,671
2004-2005	Revenues	914,608	914,608
	Expenditures and Transfers	914,608	914,608
2005-2006	Revenues	1,093,059	
	Expenditures and Transfers	1,093,059	

* Projected for Fiscal Year 2005



Budget 2005-2006

Restricted Fund

South Texas College

Summary of Revenues and Expenditures - Budget and Actual Comparison of Previous Fiscal Years with Fiscal Year Ending August 31, 2006

Restricted Fund

Fiscal Year	Revenues / Expenditures	Budget	Actual*
1994-1995	Revenues	987,739	1,987,400
	Expenditures and Transfers	987,739	1,809,153
1995-1996	Revenues	1,294,224	4,571,195
	Expenditures and Transfers	1,294,224	4,355,543
1996-1997	Revenues	2,268,000	7,915,978
	Expenditures and Transfers	2,268,000	7,854,048
1997-1998	Revenues	13,121,691	13,936,818
	Expenditures and Transfers	13,121,691	13,654,382
1998-1999	Revenues	16,773,620	22,577,660
	Expenditures and Transfers	16,773,620	22,938,662
1999-2000	Revenues	21,718,987	26,363,571
	Expenditures and Transfers	21,718,987	26,616,647
2000-2001	Revenues	28,122,005	29,711,610
	Expenditures and Transfers	28,122,005	30,259,793
2001-2002	Revenues	30,532,504	38,545,570
	Expenditures and Transfers	30,532,504	39,326,069
2002-2003	Revenues	38,497,102	42,876,466
	Expenditures and Transfers	38,497,102	43,472,697
2003-2004	Revenues	39,827,894	42,677,367
	Expenditures and Transfers	39,827,894	43,279,326
2004-2005	Revenues	41,055,097	41,055,097
	Expenditures and Transfers	41,055,097	41,055,097
2005-2006	Revenues	37,124,890	
	Expenditures and Transfers	37,124,890	

* Projected for Fiscal Year 2005



Budget 2005-2006

Plant Fund

South Texas College
Summary of Revenues and Expenditures
Fiscal Year Ending August 31, 2006

Plant Funds

Fund	Revenues	Expenditures, Transfers and Reserves
Plant Fund - Unexpended - Construction - Non Bond	\$24,814,200	\$24,814,200
Plant Fund - Unexpended - Construction - Bond Series 2002 and 2003	\$22,398,811	\$22,398,811
Plant Fund - Renewals & Replacements	\$1,062,851	\$1,062,851
Plant Fund - Retirement of Indebtedness	\$13,285,037	\$13,285,037



Budget 2005-2006

Resolution

A RESOLUTION ADOPTING THE BUDGET OF SOUTH TEXAS COLLEGE FOR THE FISCAL YEAR BEGINNING SEPTEMBER 1, 2005 AND ENDING AUGUST 31, 2006 IN ACCORDANCE WITH THE PROVISIONS OF THE TEXAS EDUCATION CODE AND ORDERING OTHER PROVISIONS RELATED TO THE SUBJECT MATTER HEREOF.

BE IT ORDERED BY THE BOARD OF TRUSTEES OF SOUTH TEXAS COLLEGE, THAT:

SECTION I: The Budget Estimate of revenues for South Texas College District (the "College District") and the expenses of conducting the affairs thereof for the ensuing fiscal year beginning September 1, 2005, and ending August 31, 2006, as submitted by the President of the College, be, and the same is in all things, adopted and approved as the budget of all of the current revenues and expenses for the fiscal year beginning the 1st day of September, 2005, and ending the 31st day of August, 2006.

SECTION II: The amount of ad valorem taxes and revenue from other sources, as estimated by the President, is hereby appropriated out of the various Funds for the payment of operating expenses and capital outlay of the College District. A copy of the Budget Summary indicating such revenues and appropriating their expenditures is attached hereto and made a part hereof for all purposes as Exhibit "A" and shall remain on file in the Office of the President.

SECTION III: The sums indicated in Exhibit "A" are hereby appropriated in the Unrestricted Fund and College's Debt Service Fund out of the current year ad valorem taxes as collected for the purposes of maintenance and operation of the College District, as applicable, and applying the interest due on the general obligation bonds, redeeming the bonds as they mature, and creating sinking funds as required by such bonds.

SECTION IV: All Resolutions or parts of Resolutions in conflict herewith are hereby repealed.

SECTION V: This Resolution shall be and remain in full force and effect as of August 31, 2005.

SECTION VI: If any part, or parts, of this Resolution are found to be invalid or unconstitutional by a court having competent jurisdiction, then such invalidity or unconstitutionality shall not affect the remaining parts hereof and such remaining parts shall remain in full force and effect, and to the extent this Resolution is considered severable.

CONSIDERED, PASSED and APPROVED this ____ day of August, 2005 at a meeting of the Board of Trustees of South Texas College District at which a quorum was present and which was held in accordance with the Texas Government Code Chapter 551.

SIGNED this ____ day of August, 2005.

SOUTH TEXAS COLLEGE DISTRICT

BY: _____
Roy de León, Chairman

ATTEST:

By: _____
Jesse Villarreal, Secretary